































































































 Pilene angiver kombinationsmulighederne			Planforsænket materiel										
			Dåser til indmuring			Dåser til indstøbning			Dåser til isætning forfra				
													
			Modul	1	2	2 1/2	1	2	2 1/2	1	2	2 1/2	
Indsats	Standard-planforsænket	Kom-bi 	1										
			2										
			2 1/2										
Ramme 66			1										
			2										
			3										
			2										
			3										

A: Ved sammenbygning af flere dåser B: Ved anvendelse af skillestykke

 Pilene angiver kombinationsmulighederne			Udvendigt materiel						Kanalmateriel			
			Underlag højde 23 mm		Underlag højde 34 mm			Panel-underlag 32mm 42mm		Clipsdåser		
												
			Modul	1	2	1	2	3	1	1	1	2
Indsats	Standard-planforsænket	Kom-bi 	1									
			2									
			2 1/2									
Ramme 66			1									
			2									
			3									
			2									
			3									

C: Kan kun monteres med afbrydere  
 D: Lysdæmpere MEK-D 450LR og signalstikdåser med stor indbygningsdybde kan ikke monteres