


Schneider Electric

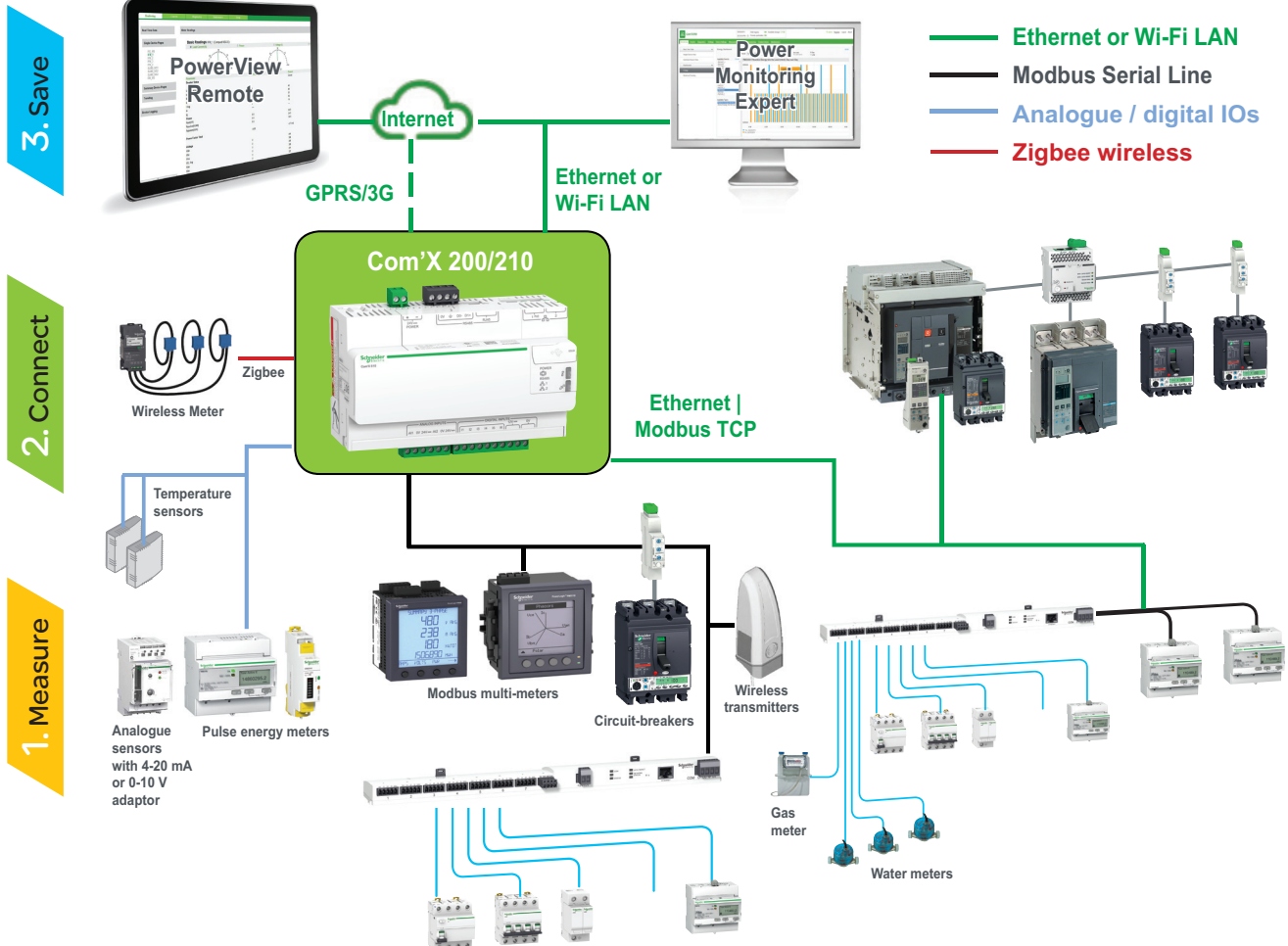
Com'X 200/210/510

Technical Datasheet



Main functions

PB114855



Data collector

Collects and stores energy data from up to 64 field devices, connected to either:

- Ethernet TCP/IP field network.
- Modbus Serial line network (up to 32 devices).
- Embedded digital and analogue inputs.

“Field devices” consist of :

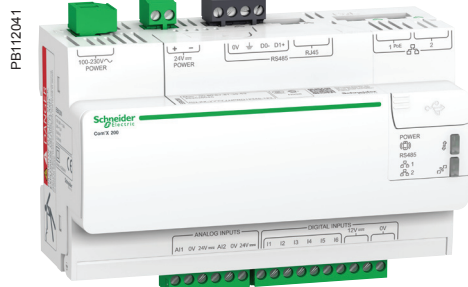
- PowerLogic devices for power and energy monitoring.
- Masterpact or Compact circuit-breakers for protection and monitoring.
- Acti 9 protection devices, meters, remote controlled switches, etc.
- Water, Air, Gas, Electricity, and Steam consumption meters, from specialized manufacturers, delivering pulses as per standard (see table next page).
- Environmental sensors such as temperatures, humidity, and CO² levels in a building, providing analogue information.

Data logging and storage capabilities include:


- Configurable logging interval, from every minute to once a week.
- Data storage duration of several weeks, depending on quantity of collected data.

Com'X 200/210

Functions and characteristics



Energy Server Com'X 200 data logger



Energy Server Com'X 210 data logger

Data publisher

Batches of collected data periodically transmitted to an Internet server, as:

- XML files, for processing by StruxureWare™ web services, such as Facility Insights.
- CSV files for viewing in Excel or transformed for upload into programs such as StruxureWare™ Power Monitoring Expert or any compatible software.
- Support for Weather Sentry™.

Data publishing function supports 4 transfer protocols over Ethernet or Wi-Fi:

- HTTP.
- HTTPS.
- FTP.
- SMTP.

Additional functions

Gateway

If selected by the user, the Com'X 200/210 can also make all data from connected devices available in real-time:

- In Modbus TCP/IP format over Ethernet or Wi-Fi.
- For requests by an energy management software.
- Gateway to Zigbee device data by external Modbus TCP/IP clients.

Modbus packets can be sent from managing software to field devices through Modbus serial line or Modbus TCP/IP over Ethernet.

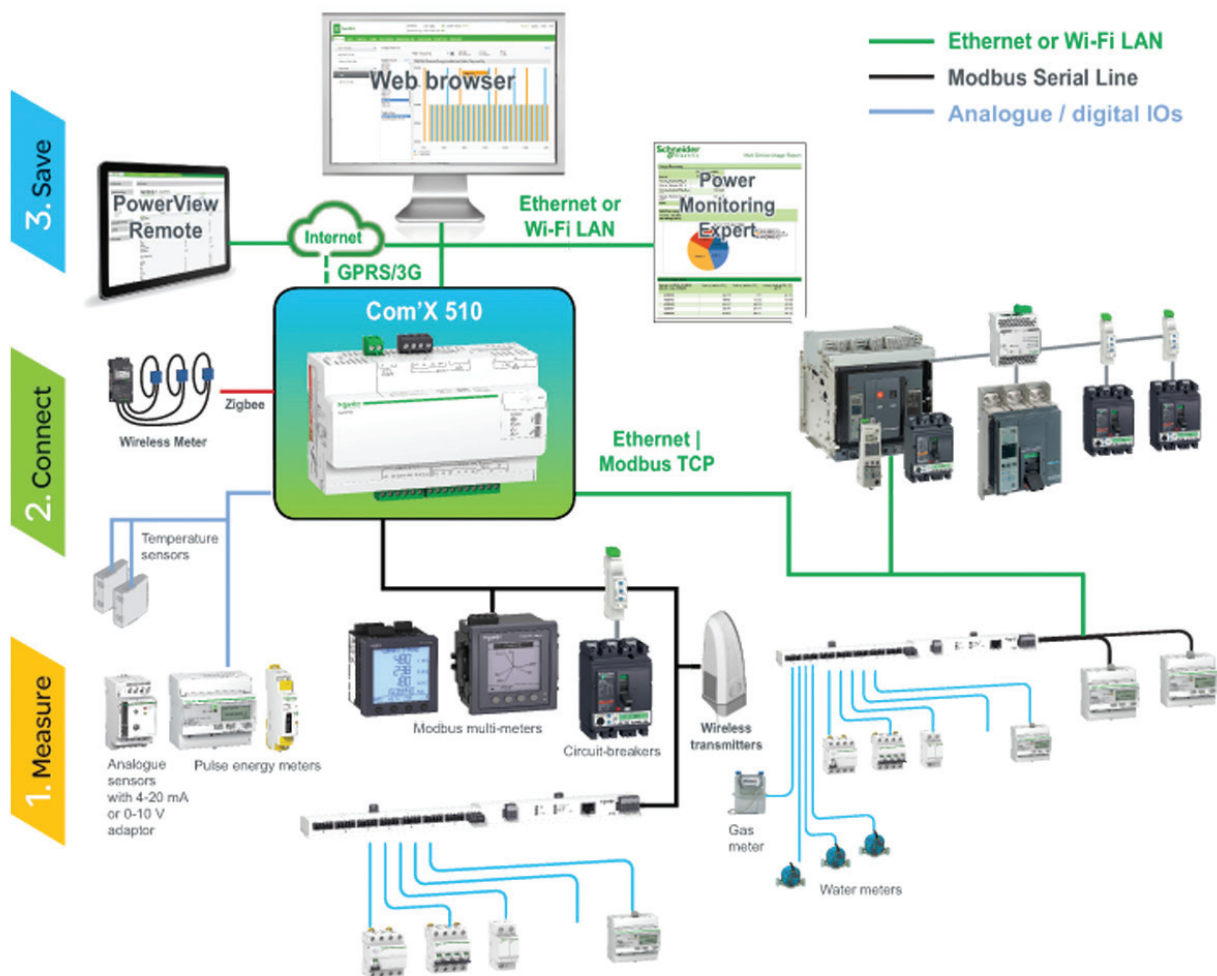
Com'X 200/210 Commercial reference numbers

Com'X 200 data logger 24 V DC or 230 V AC power supplied	EBX200
Com'X 210 data logger 24 V DC power supplied UL rated	EBX210
Com'X Wi-Fi USB interface	EBXA-USB-WiFi
Com'X GPRS interface with SIM card for RSP only	EBXA-GPRS-SIM
Com'X GPRS interface	EBXA-GPRS
Com'X External GPRS antenna	EBXA-ANT-5M
Com'X Zigbee USB interface	EBXA-USB-Zigbee

Please see your Schneider Electric representative for complete ordering information.

Main functions

PB114856



Data collector

Collects and stores energy data from up to 64 field devices, connected to either:

- Ethernet TCP/IP field network.
- Modbus Serial line network (up to 32 devices).
- Embedded digital and analogue inputs.

"Field devices" consist of :

- PowerLogic meters for power and energy monitoring.
- Masterpact, Powerpact, or Compact circuit-breakers for protection and monitoring.
- Acti 9 protection devices, meters, remote controlled switches, etc.
- Water, Air, Gas, Electricity, and Steam consumption meters, from specialized manufacturers, delivering pulses as per standard (see table at end of this document).
- Environmental sensors such as temperatures, humidity, and CO² levels in a building, providing analogue information.

Data logging and storage capabilities include:

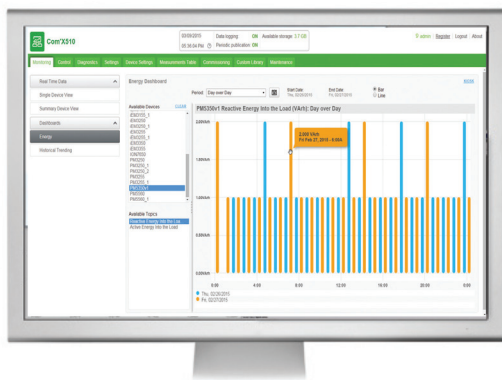
- Data logging period: configurable from every minute to once a week.
- Data storage duration: up to 2 years, depending on quantity of collected data.
- Able to set time and send reset instructions to field devices.

Embedded energy management software

The Com'X provides the end-user with immediate visibility into energy consumption throughout the site. As soon as the Com'X is connected to the Local Area Network (LAN), several web pages are accessible via any standard web browser, (without plug-in or additional components).

These web pages display real-time data as it is collected, in easy to understand tabular and summary formats. In addition, users can get simple analysis of historical data in bar graph or trending formats.


PB114852



Energy dashboard comparing accumulated over time energy values (partial screen)

Com'X 510

Energy server



Energy Server Com'X 510 data logger

Additional functions

Data publisher

Batches of collected data can also be periodically transmitted to an Internet server, as:

- XML files, for processing by StruxureWare™ web services, such as Facility Insights.
- CSV files for viewing in Excel or transformed or uploading to programs such as StruxureWare™ Power Monitoring Expert or any compatible software.

Data publishing function supports 4 transfer protocols over Ethernet or Wi-Fi:

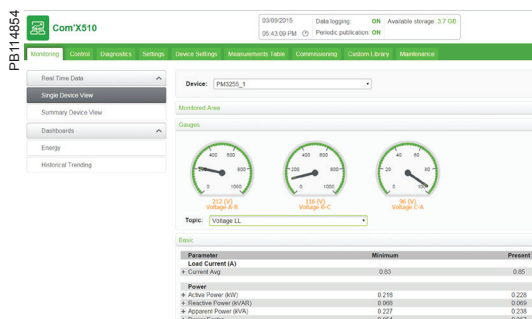
- HTTP.
- HTTPS.
- FTP.
- SMTP.

Gateway

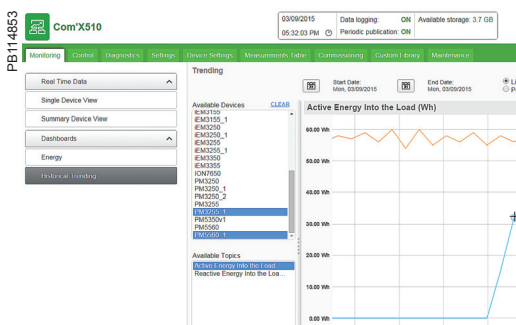
- If selected by the user, the Com'X510 can make data from connected devices available in real time:
- In Modbus TCP/IP format over Ethernet or Wi-Fi.
- For requests by energy management software.
- Gateway to Zigbee device data by external Modbus TCP/IP clients.

Modbus packets can be sent from managing software to field devices through Modbus serial line or Modbus TCP/IP over Ethernet.

- Real-time Trending.
- Custom Web Page Support.



Raw data and measurements from one field device (partial screen)



Historical trending comparing multiple devices or multiple topics (partial screen)

Com'X 510 Commercial reference numbers

Com'X 510 energy server 24 V DC power supplied UL rated	EBX510
Com'X Wi-Fi USB interface	EBXA-USB-WiFi
Com'X GPRS interface SIM card	EBXA-GPRS-SIM
Com'X GPRS interface	EBXA-GPRS
Com'X External GPRS antenna	EBXA-ANT-5M
Com'X Zigbee USB interface	EBXA-USB-Zigbee

Please see your Schneider Electric representative for complete ordering information.

Connectivity

Modbus SL /RS-485 connections to field devices

- By cable with RJ45 connector.

2 Ethernet ports

- Used to either separate upstream connection from field devices network or to daisy chain Ethernet devices.
- RJ45 10/100BASE connectors.
- Static IP address.

Ethernet port #1

- Connection to Local Area Network (LAN).
- PoE Class 3 (802.3af) can act as main/backup power supply for the Com'X.
- DHCP client.

Ethernet port #2

- Connection to field devices.
- DHCP client or server.

Power supply to analogue and digital outputs

Outputs to supply sensors and inputs when Com'X is supplied through 24 V DC input on top:

- 12 V DC 60 mA for digital inputs.
- 24 V DC for analogue inputs.

Compliant with electrical switchboard environment (temperature, electromagnetic compatibility).

2 inputs for analogue sensors

- PT100 or PT1000 temperature probes.
- Various sensors (humidity, CO², etc.) with 0-10 V output.
- Various sensors with 4-20 mA output

6 inputs for dry contact sensors or pulse counters

- Max 25 pulses per second (min duration 20 ms)
- IEC 62053-31 Class A

Wi-Fi USB stick

- As an alternative to publication over Ethernet, connects Com'X to the site Wi-Fi router for regular data transmission.
- Can also be used for Com'X 510 configuration through one-to-one connection with laptop or tablet.
- Simply plugs into USB port 2 under front cover.

GPRS/3G modem

- For connection to the data processing server through cellular or user's APN network.
- Also connect to Schneider Electric's Digital Service Platform.
- Especially suitable for sites with no internet access.
- Simply plugs into dedicated port under the front cover.


GPRS antenna

- Improves GPRS signal strength in case of poor transmission conditions.
- Recommended for Com'X located inside metallic electrical panels.

Zigbee dongle (not shown)


For connection to wireless digital enabled field devices such as PowerLogic EM4300 meters. Plugs into USB ports.

PowerLogic WT4200 wireless transmitters, connected to Modbus RS-485, enables collecting data also from water, air, gas or steam meters.



Connection points

- 1 Terminal block
- 2 RJ45 cable
- 3 Ethernet port #1
- 4 Ethernet port #2



Power supply to analogue and digital inputs



Wi-Fi USB stick



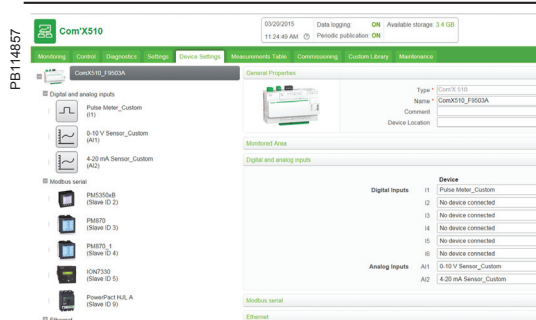
GPRS modem



GPRS antenna

Com'X 200/210/510

Setup and configuration



Device settings page (partial), as displayed after auto-discovery, enabling user to assign circuit identifications and select data for logging and publication.

Installation

- DIN rail fitting (Front face IP40, terminals IP20).
- Weight 450 g
- Dimensions (H x W x D) 91 x 144 x 65.8 mm

Setup and configuration

Connection to LAN

As soon as they are connected to the LAN, it can be detected and assigned an IP address by DHCP. Your operating system's DPWS feature allows your computer to automatically recognize the device as Com'X. Embedded web pages are then immediately accessible by clicking each Com'X device icon or by typing the assigned IP address into your web browser.

Field device auto-discovery

The user-activated device discovery function automatically identifies all field devices connected to Modbus SL, Ethernet port or Zigbee dongle.

- Known Schneider Electric devices display with the product image.
 - Other devices appear as "unknown," allowing the user to manually assign a device type.
 - User can assign their own device types.
- Users can complete additional device identification fields, such as circuit ID or building zone.

Custom Library available for unknown field devices

- Ability to create your own custom model based upon Modbus RTU/TCP, Pulse, sensor, etc.
- Log data from the custom model
- Export / Import the custom model into other Com'X devices.

Data selection for logging and publication

Web page configuration tabs allow you to configure, in just a few clicks, which connected field devices collect and publish data.

Advanced diagnostics and troubleshooting features

- Modbus serial and TCP/IP device statistics.
- Ethernet network statistics.
- Communications check wizard.
- Direct reading of register values from local and remote devices.

Additional features and benefits

- Cybersecurity - works well with your cybersecurity architecture.
- 2 Ethernet ports to separate upstream cloud connection, or to daisy chain with other Ethernet devices, from field device network.
- Data storage in case of communications failure.
- Local backup of configuration parameters - back up your system to a USB storage device and have it available for system restore or to duplicate the configuration on another box.

When associated with Schneider Electric Services:

- Remotely managed (configuration backup, troubleshooting, parameter setting).
- GPRS SIM contract management (with EBXA-GPRS-SIM).

Com'X 200/210/510

Specifications

Com'X 200/210/510 Environment

Operating temperature	-25 °C to 60 °C Com'X 200 -25 °C to 70 °C Com'X 210/510
Storage temperature	-40 °C to 85 °C
GPRS dongle	-20 °C to 60 °C
Operating temperature	
GPRS dongle	-40 °C to 85 °C
Storage temperature	
Wif-Fi dongle	0 °C to 50 °C
Operating temperature	
Wi-Fi dongle	-20 °C to 80 °C
Storage temperature	
Humidity	5 % to 95 % relative humidity (without condensation) at 55 °C
Pollution	Class III

Safety standards / regulation

International (CB scheme)	IEC 60950
USA	UL 508
USA	UL 60950 (Com'X 210 and Com'X 510 only)
Canada	cUL 60950 (Com'X 210 and Com'X 510 only)
Canada	cULus 508
Europe	EN 60950

Quality Brands

CE, UL

Power Supply		Com'X 200	Com'X 210	Com'X 510
AC	100 to 230 V (+/- 15 %) (50-60 Hz)	■		
DC	24 V (+/- 10 %)	■	■	■
Power over Ethernet	15.4 W DC	■	■	■
Max power	26 W max	■	■	■
Mechanical				
IP	Front face IP40, terminals IP20	■	■	■
Dimensions (HxWxD)	91 x 144 x 65.8 mm	■	■	■
Weight	450 g	■	■	■

Schneider Electric Industries SAS
35, Rue Joseph Monier,
CS 30323
F - 92506 Rueil Malmaison Cedex

RCS Nanterre 954 503 439
Capital social 896 313 776
www.schneider-electric.com

Com'X 200/210/510 Technical Datasheet
PLSED310098EN

As standards, specifications and designs develop from time to time,
please ask for confirmation of the information given in this document.

Over 75 % of Schneider Electric products
have been awarded the Green Premium ecolabel.



Design: Schneider Electric
Photos: Schneider Electric

© 2016 - Schneider Electric - All rights reserved

07-2016

Life Is On

Schneider
Electric