Compact NSX High Performances

Substitution and technical guide
2016

Schneider Electric

Compact NSX – High Performances

General contents

Introduction 3

Characteristics 5

Installation recommendations 11

Discrimination
& coordination tables 25

Compact NSX: NS substitution 43

Best in class breaking capacity for the most demanding Low Voltage systems

> The world's highest rated breaking capacity of 100 kA for 500-690 V systems.

> Industry-leading breaking capacity of 200 kA at 440 V.

> Type II coordination for motor applications.

> Marine-ready, Ics rating meeting IACS requirements for emergency, essential, and MCC loads.

> Extended breaking capacity available accross the complete Compact NSX range from 100 to 630 A.

> Extended breaking capacity comes in the same space-saving frame sizes as all other Compact NSX models.

Breaking performance

Type	NSX 100	NSX 250	NSX 400	NSX 630
690 V				
HB2 100 kA	●	●	●	●
HB1 75 kA	●	●	●	●
415 V				
R 200 kA	●	●	●	●

This guide is intended to:

> Provide information you need to replace a device from Compact NS100 L and NS400 L range by a device from the Compact NSX100-630 HB1 range,

> Help you choose a Compact NSX device by referring to the previous range,

> Guide you for the correct installation of Compact NSX100-630 R, HB1 and HB2 range,

> Highlight the benefits of this high breaking capacity range.

Click on reference for more informations

More informations on ...

> Catalogue Compact NSX

LVPED208001EN

> Complementary technical guide

LVPED308005EN

> Instruction sheet

> Compact NSX100-250

GHD16242AA

> Compact NSX400-630

GHD16243AA

> Plug-in base Compact NSX100-250

GHD16276AA

> Plug-in base Compact NSX400-630

GHD16316AA

> Adapter for plug-in NSX100-250

GHD16252AA

> Adapter for plug-in NSX400-630

GHD16253AA

Contents

Breaking capacity performance levels

Compact NSX100 to 630 A 6

Trip Units performance levels

Compact NSX100 to 250 A

Substitution for magnetic trip units 7
Substitution for electronic trip units 8

Compact NSX400/630 A

Substitution for magnetic trip units 9
Substitution for electronic trip units 9

Complete breaker only.
Trip unit interchangeability and disassembling is forbidden.

Breaking capacity performance levels

Compact NSX100 to 630 A

2 new frame ratings
Compact NSX250
Compact NSX630

Circuit breaker	Breaking capacity at 690 V
Compact NS100L	75 kA
Compact NS400L	75 kA
Compact NS630b LB/ NS800 LB	75 kA

Circuit breaker	Breaking capacity at 690 V
Compact NSX100 HB1	75 kA
Compact NSX250 HB1[1]	75 kA
Compact NSX400 HB1	75 kA
Compact NSX630 HB1[1]	75 kA
Compact NS630b LB/ NS800 LB	75 kA

2 new breaking capacities

Circuit breaker	Breaking capacity at 690 V
Compact NSX100 HB2	100 kA
Compact NSX250 HB2	100 kA
Compact NSX400 HB2	100 kA
Compact NSX630 HB2	100 kA

Circuit breaker	Breaking capacity at 415 V
Compact NSX100 R	200 kA
Compact NSX250 R	200 kA
Compact NSX400 R	200 kA
Compact NSX630 R	200 kA

[1] smaller size for 250 A rating: Compact NS400L can be replaced by Compact NSX250 HB1
for 630 A rating: Compact NS630b LB/NS800 LB can be replaced by Compact NSX630 HB1.

DB116544.eps

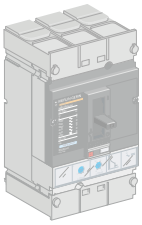

Compact NS100 L

DB116545.eps

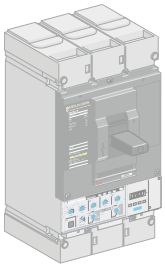

Compact NS400 L

DB419493.eps

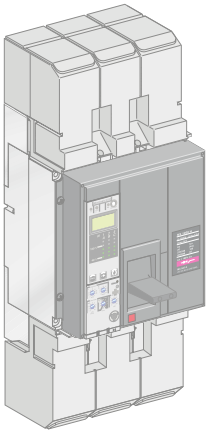

Compact NS630b LB/800 LB

PB113904.eps

Compact NSX100/250

PB113905.eps

Compact NSX400/630

PB104833_ME_26.eps

Compact NS630b LB/800 LB

Trip Units performance levels

Compact NSX100 to 250 A

Substitution for magnetic trip units

	Compact NS100 L	Compact NSX100/250 R/HB1/HB2	
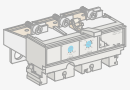 MA Magnetic only	MA **Magnetic Im (instantaneous):** Adjustable 6...14 In (< 100 A) 9...14 In (≤ 100 A)	MA **Magnetic Im (instantaneous):** Adjustable 6...14 In (< 100 A) 9...14 In (≥ 100 A) adjustable in amps	 MA - Magnetic only

Substitution for thermal magnetic trip units

	Compact NS100 L	Compact NSX100/250 R/HB1/HB2		
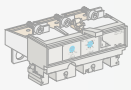 TM-D Thermal magnetic	TM-D **Thermal Ir:** Adjustable 0.8...1 In **Magnetic Im (instantaneous):** ■ Fixed 8 to 12.5 In if In ≤ 160 A ■ Adjustable 5...10 In for 200 and 250 A	TM-D **Thermal Ir:** Adjustable 0.7...1 In **Magnetic Im (instantaneous):** ■ Fixed 8 to 12.5 In if In ≤ 160 A ■ Adjustable 5...10 In for 200 and 250 A adjustable in amps	or	Micrologic 2.2 **Long time Ir:** Adjustable 0.4...1 In + fine adjustment 0.9...1 via dial **Short-time Isd, fixed delay:** ■ Adjustable from 1.5...10 x In ■ Non-tripping time ≤ 20 ms **Instant. Ii:** Fixed ≥ 12 In **4P N protection:** Off - 0.5 or 1 Ir
				 TM-D Thermal magnetic Range 0.7...1 In and adjustable in amps  Micrologic 2.2 Alternative with electronic trip unit Wider and more precise setting ranges (0.4...1 In).

Trip Units performance levels

Compact NSX100 to 250 A

Substitution for electronic trip units

Compact NS100 L	Compact NSX100/250 R/HB1/HB2		
STR22SE	Micrologic 2.2	or	Micrologic 5.2 E
Long time Ir: Adjustable 0.4...1 In	**Long time Ir:** Adjustable 0.4...1 In + fine adjustment 0.9...1 via dial		**Long time Ir:** Adjustable 0.4...1 In + fine adjustment 0.9...1 via dial
Short time Isd, fixed delay: ■ Adjustable 2...10 In ■ Non-tripping time ⩽ 40 ms	**Isd fixed delay:** ■ Adjustable 1.5...10 In ■ Non-tripping time ⩽ 20 ms		**Isd fixed delay:** ■ Adjustable 1.5...10 In ■ Adjustable delay 0.1-0.2-0.3-0.4 s + I²t On/Off
Instant. Ii: Fixed ⩾ 11 In	**Instant. Ii:** Fixed ⩾ 11 In		**Instant. Ii:** Adj. 1.5...12 In or 15 In depending on In
4P N protection: Off - 0.5 or 1 Ir	**4P N protection:** Off - 0.5 or 1 Ir		**4P N protection:** Off - 0.5 or 1 or 1.6 In (OSN)
		or	Micrologic 6.2 E
			Same as 5.2 + adjust. ground fault prot. ■ Ig 0.2...1 In, delay 0...0.4 s + I²t On/off

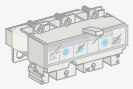

STR22SE Electronic



Micrologic 2.2 Electronic



Micrologic 5.2 E

Alternative with measurements
A: Ammeter
E: Energy
Management of installation and installed devices, built-in display, fine adjustment, operating information.

Compact NS100 L	Compact NSX100/250 R/HB1/HB2		
STR22ME (Motor)	Micrologic 2.2-M (Motor)	or	Micrologic 6.2 E-M (Motor)
Long time Ir: Adjustable from 0.6...1 In	**Long time Ir:** Adjustable 0.5...1 In		**Long time Ir:** Ir adj. 0.5...1 In + fine adjust via keypad
Class: 10	**Class:** 5, 10, 20		**Class:** Trip class 5, 10, 20, 30
Short time Isd, fixed delay: ■ Fixed 13 Ir ■ Non-tripping time ⩽ 10 ms	**Isd, fixed delay:** ■ Adjustable 5...13 In ■ Non-tripping time ⩽ 20 ms		**Isd, fixed delay:** Isd adjustable 5...13 In with fixed delay, ■ non-tripping time ⩽ 20 ms
Instant. Ii: Fixed 15 In	**Instant. Ii:** Fixed 15 In		**Instant. Ii:** Ii fixed 13 In
	Ph unbalance id: Fixed 30 %, fixed delay		**Ph unbalance id:** ■ Ground fault Ig adjustable 0.2...1 Ir , adjustable delay 0...0.4 s + I²t On/off ■ Id adjustable 10...40 %, delay 0.7...10 s ■ Locked rotor Ijam adjust Off / 1...8 Ir, adjustable delay 1...30 s ■ Under-load Iund adjust. Off / 0.3...0.9 Ir, adjustable delay 1...200 s ■ Long start Ilong adjustable Off / 1...8 Ir, adjustable delay 1...200 s

Trip Units performance levels

Compact NSX400/630 A

Substitution for magnetic trip units

MA magnetic

Compact NS400 L

MA (magnetic only)

Magnetic Im (instantaneous):
Adjustable
6...14 In (400 A)
6...13 In (630 A)

Compact NSX400/630 R/HB1/HB2

Micrologic 1.3-M

Short-time Isd, fixed delay:
- Adjustable 5...13 In
- Non-tripping time ⩽ 20 ms

Instantaneous Ii:
Fixed ⩾ 13 In



Micrologic 1.3 electronic

Substitution for electronic trip units

STR23SV or STR53SV electronic

Compact NS400 L

STR23SV (U > 525 V)

Long time Ir:
Adjustable 0.4...1 In

Short-time Isd, fixed delay:
- Adjustable 2...10 In
- Non-tripping time ⩽ 40 ms

Instant. Ii:
Fixed 11 In

4P N protection :
Off - 0.5 or 1 Ir

Compact NSX400/630 R/HB1/HB2

Micrologic 2.3

Long time Ir:
Adjustable 0.4...1 In
+ fine adjust 0.9...1 via dial

Short-time Isd, fixed delay:
- Adjustable 1.5...10 In
- Non-tripping time ⩽ 20 ms

Instant. Ii:
Fixed ⩾ 11 In

4P N protection:
Off - 0.5 or 1 Ir

or

Micrologic 5.3 E

Long time Ir:
Adjustable 0.4...1 In
+ fine adjustment 0.9...1 via dial

Short-time Isd, fixed delay:
- Adjustable 1.5...10 In
- Adjustable delay
0.1-0.2-0.3-0.4 s + I²t On/Off

Instant. Ii:
Adjustable 1.5...12 In or 15 In depending on In

4P N protection:
Off - 0.5 or 1 or 1.6 In (OSN)

or

Micrologic 6.3 E

Same as 5.2 + adjust. ground fault protection
Ig 0.2...1 In, delay 0...0.4 s
+ I²t On/off

Alternative with measurements
A: Ammeter
E: Energy



Micrologic 2.3 electronic



Micrologic 5.3 A or E, Micrologic 6.3 A or E electronic

Trip Units performance levels

Compact NSX400/630 A

Substitution for electronic trip units

Compact NS400 L	Compact NSX400/630 R/HB1/HB2	
STR43ME (Motor)	Micrologic 2.3-M (Motor)	or Micrologic 6.3 E-M (Motor)
Long time Ir: Adjustable 0.4...0.8 In	**Long time Ir:** Adjustable 0.5...1 In	**Long time Ir:** 0.5...1 In + fine adjust via keypad
Class: 10 A, 10, 20	**Class:** 5, 10, 20	**Class:** 5, 10, 20, 30
Short-time Isd,fixed delay: ■ Adjustable 6...13 In ■ Non-tripping time ⩽ 10 ms	**Short-time Isd, fixed delay:** ■ Adjustable 5...13 In ■ Non-tripping time ⩽ 20 ms	**Short-time Isd, fixed delay:** Adjustable 5...13 In Non-tripping time ⩽ 20 ms
Instant. Ii: Fixed ⩾ 13 In	**Instant. Ii:** Fixed ⩾ 13 In	**Instant. Ii:** Fixed ⩾ 13 In
Unbalance Id: 40 %, fixed delay	**Unbalance Id:** Fixed 30 %	**Unbalance Id:** ■ Ground fault Ig adjustable 0.2...1 Ir , adjustable delay 0...0.4 s + I^2t On/off ■ Id adjustable 10...40 %, delay 0.7...10 s ■ Locked rotor Ijam adjustable Off / 1...8 Ir, adjustable delay 1...30 s ■ Under-load Iund adjustable Off / 0.3...0.9 Ir, adjustable delay 1...200 s ■ Long start Ilong adjustable Off / 1...8 Ir, adjustable delay 1...200 s

Compact NS400 L	Compact NSX400/630 R/HB1/HB2	
STR53SV (U > 525 V)	Micrologic 2.3	or Micrologic 5.3 or 6.3 E
Long time Ir: Adjustable 0.4...1 In	**Long time Ir:** Adjustable 0.4...1 In + fine adjust 0.9...1 via dial	**Long time Ir:** Adjustable 0.4...1 In + fine adjust 0.9...1 via dial
Short-time Isd, fixed delay: ■ Adjustable 1.5...10 In ■ Non-tripping time adjustable	**Short-time Isd, fixed delay:** ■ Adjustable 1.5...10 In ■ Non-tripping time ⩽ 20 ms	**Short-time Isd, fixed delay:** ■ Adjustable 1.5...10 In ■ Adjustable delay 0.1-0.2-0.3-0.4 s + I^2t On/Off
Instant. Ii: Adjustable 1.5...11 In	**Instant. Ii:** Fixed ⩾ 11 In	**Instant. Ii:** Adjustable 1.5...12 In or 15 In depending on In
4P N protection: Off - 0.5 or 1 Ir	**4P N protection:** Off - 0.5 or 1 Ir	**4P N protection:** Off - 0.5 or 1 or 1.6 In (OSN)
		or Micrologic 6.3 E Same as 5.2 + adjust. ground fault protection Ig 0.2...1 In, delay 0...0.4 s + I^2t On/off
Alternative with measurements **A:** Ammeter **E:** Energy		

Contents

Compact NSX100-630 R/HB1/HB2 installation

Safety clearance and minimum distances 12

Platine and busbar 13

Fixed version 14

Plug-in version 16

Plug-in version and withdrawable version

Plug-in version 20
Withdrawable version 20

Accessories

Handles 21
Rotary handle 21
Extended rotary handle 21

Terminal shields for Compact NSX100-250 22

Terminal shields for Compact NSX400-630 23

Other accessories

Motor mechanism 24
Earth leakage protection 24
Source changeover system 24
Individual enclosure 24
Installation accessories 24
Monitoring and control accessories 24

Customers must test and validate all equipment designs (with all accessories mounted).
Cables must be secured due to electrodynamic effort.

Compact NSX100-630 R/HB1/HB2 installation

Safety clearance and minimum distances

Circuit breakers must be feed from top (line-load)

Safety clearance

< 500 V

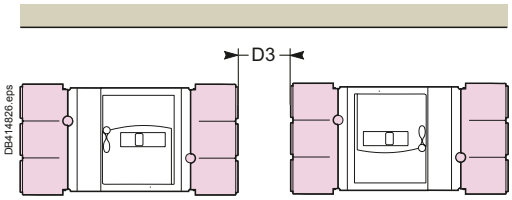

Short terminal shield rear connected or plug-in.

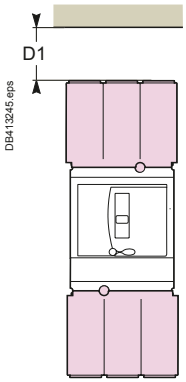

Devices with long or short terminal shields.

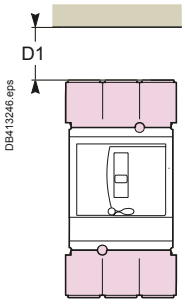

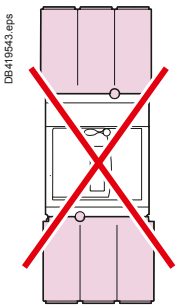

Upside-down installation is forbidden.

⩾ 500 V

Minimum distance between two adjacent circuit breakers

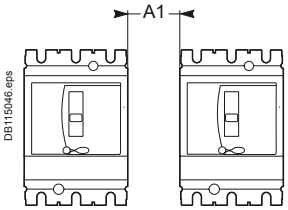

Bare or painted sheetmetal

Note: if F < 8 mm: an insulating screen or long terminal shield is mandatory.

Minimum distance between circuit breaker and front or rear panels

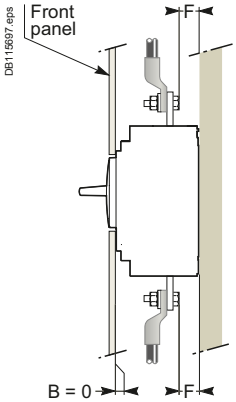

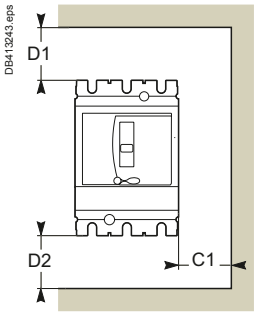

Minimum safety clearances for Compact NSX100 to 630

Clearance (mm)								
Operating voltage	Between devices	Between device and sheetmetal						
		Painted sheet metal			Bare sheet metal			
	A1	C1	D1	D2	C1	D1	D2	D3
U ⩽ 440 V								
for devices equipped with:								
■ no accessories	0	0	30	30	5	40	40	-
■ short terminal shields	0	0	30	30	5	40	40	50
■ interphase barriers	0	0	0	0	5	0	0	-
■ long terminal shields	0	0	0	0	0	0	0	-
440 V < U ⩽ 500 V								
for devices equipped with:								
■ short terminal shields	0	0	30	30	10	40	40	50
■ interphase barriers [1]	0	0	0	0	20	10	10	-
■ long terminal shields [2]	0	0	0	0	10	10	10	-
U ⩾ 500 V								
for devices equipped with:								
■ short terminal shields	0 [3]	10	50	-	20 [4]	100 [4]	-	50
■ long terminal shields	0 [3]	10	30	-	20 [4]	40 [4]	-	-

[1] Only for Compact NSX100 to 250
[2] For all cases
[3] 10 mm safety clearance are recommended
[4] Painted sheet metal is strongly recommended

Compact NSX100-630 R/HB1/HB2 installation

Platine and busbar

How to install Compact NSX100-630 R/HB1/HB2

Use painted or isolated plate without ventilation holes (plane).

YES

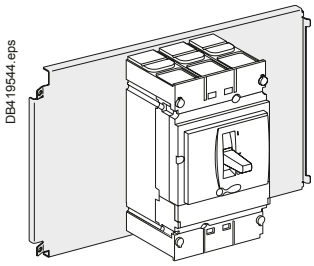

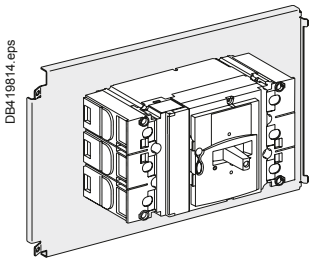

NO

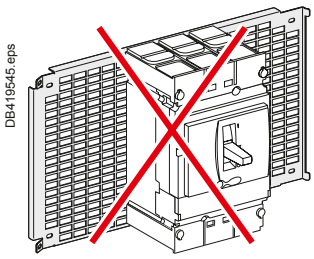

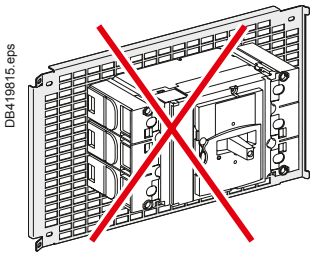

Not possible with telequick.

Use insulated bars or cables (as you can see below as mandatory from catalog).

YES

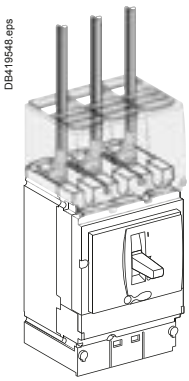

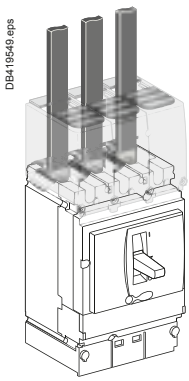

NO

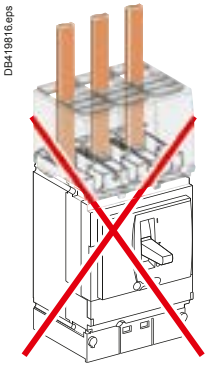

Not possible with non isolated copper cables.

YES

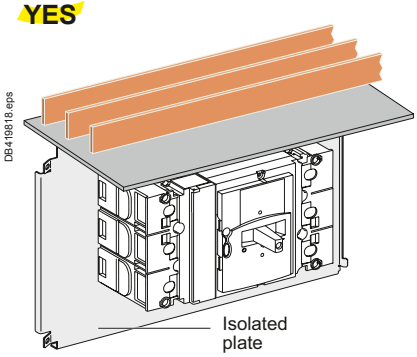

NO

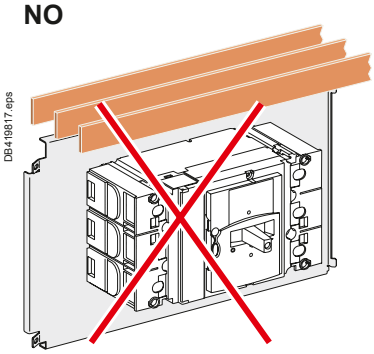

Life busbars are forbidden.

Compact NSX100-630 R/HB1/HB2 installation

Fixed version

Two identical frame sizes using the same mounting system as the Compact NS range

Replacement/extension in an existing switchboard

- Compact NS replaced by a Compact NSX identical in size.
- Same connection points.
- Same fixing points.

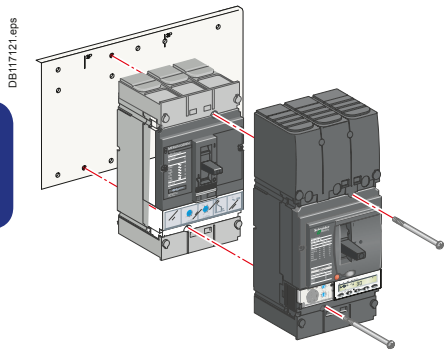

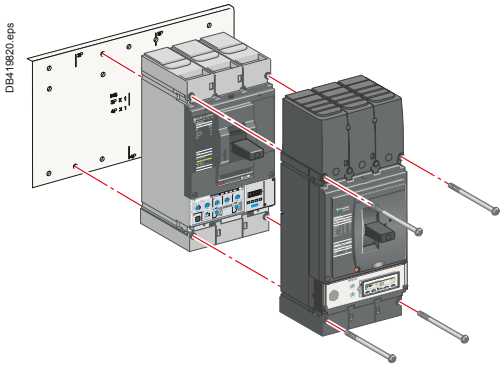

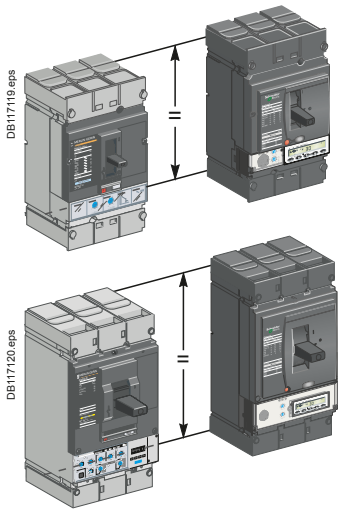

Compact NS Compact NSX

Make sure you are using all fixing screws (circuit breaker - plate) with the right torque (3 N.m).

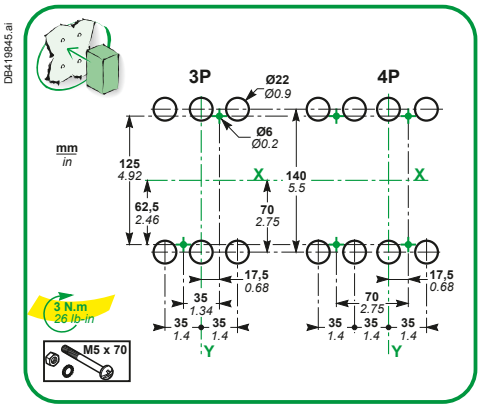

Compact NSX100-250

> Instruction sheet

GHD16242AA

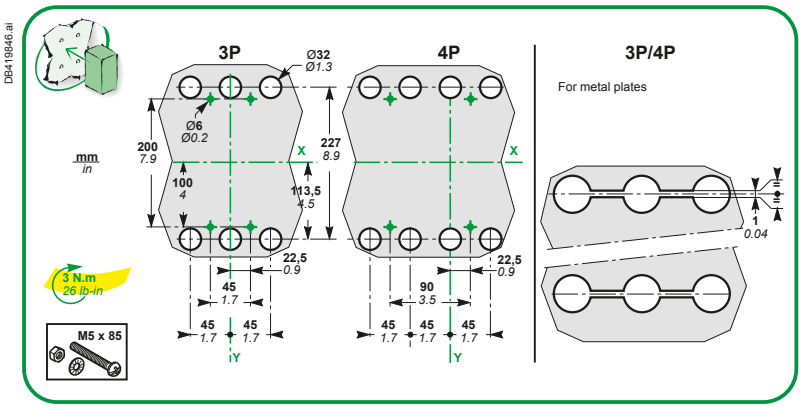

Compact NSX400-630

> Instruction sheet

GHD16243AA

Use isolated plate without ventilation holes.
Failure to follow these instructions can result in equipment damage.

Compact NSX100-630 R/HB1/HB2 installation

Fixed version

Terminal Shields

For Ue ≥ 500 V terminal shields are mandatory.

Front connection with lugs or terminals

Compact NSX100-250

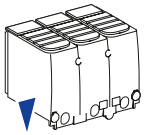

1 long terminal shield for circuit breaker

3P	**LV429517**
4P	**LV429518**

Compact NSX400-630

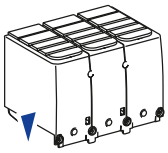

Long terminal shield, 45 mm (1 piece)

3P	**LV432593**
4P	**LV432594**

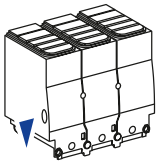

Long terminal shield for spreaders, 52.5 mm (1 piece)
(supplied with insulating plate)

3P	**LV432595**
4P	**LV432596**

Rear connection with lugs or terminals

Compact NSX100-250

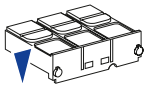

1 short terminal shield for circuit breaker

3P	**LV429515**
4P	**LV429516**

Compact NSX400-630

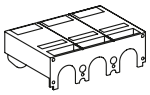

Short terminal shield ≥ 500 V (1 piece)

3P	**LV433683**
4P	**LV433684**

Dedicated short terminal shields for Compact NSX400-630 R/HB1/HB2 for rear connection.
It is mandatory to use all screws.

> Instruction sheet

GHD16243AA

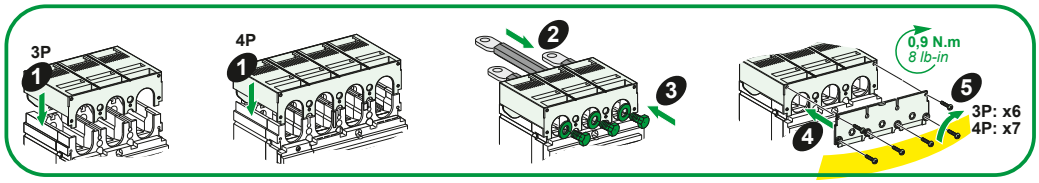

Compact NSX100-630 R/HB1/HB2 installation

Plug-in version

Ascending compatibility from Compact NS to Compact NSX

Compact NS base can be used for Compact NSX, but reverse not possible

The plug-in base:

- of a compact NS may be used for a compact NSX
- but that of a compact NSX may not be used for a compact NS.

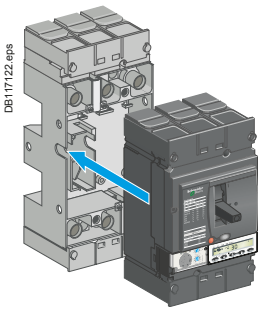

Compact NS base + Compact NSX100/250 [1]

- **Mandatory to use safety trip interlock LV432520**
- **Check the wiring and the compatibility of the auxiliary wires.**

[1] Remove plastic part from the back of the circuit breaker

Make sure you are using all fixing screws (circuit breaker - plate) with the right torque.

Compact NSX100/250

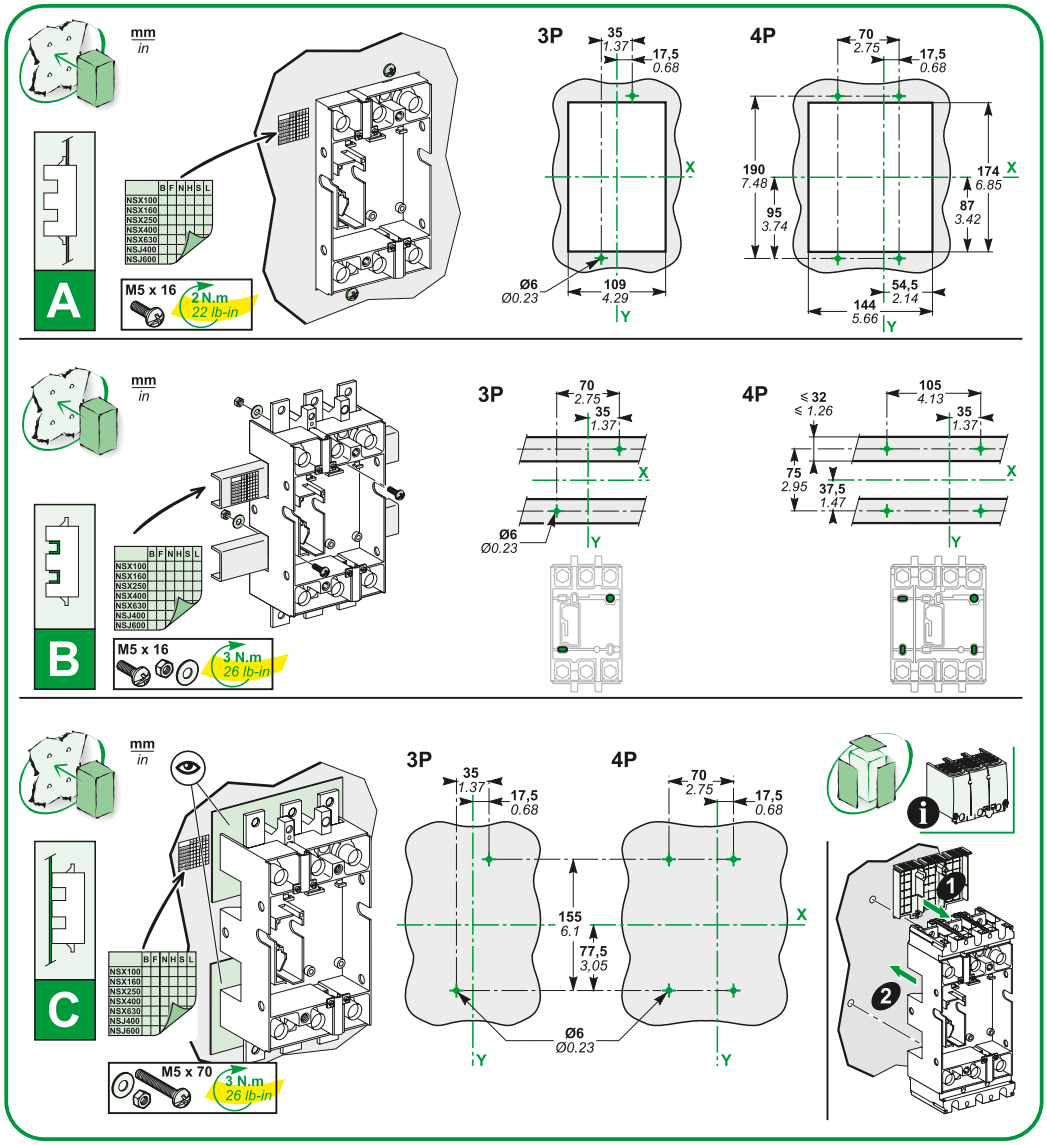

> Instruction sheet

GHD16276AA

Compact NSX100-630 R/HB1/HB2 installation

Plug-in version

Make sure you are using all fixing screws (circuit breaker - plate) with the right torque.

Compact NSX400-630

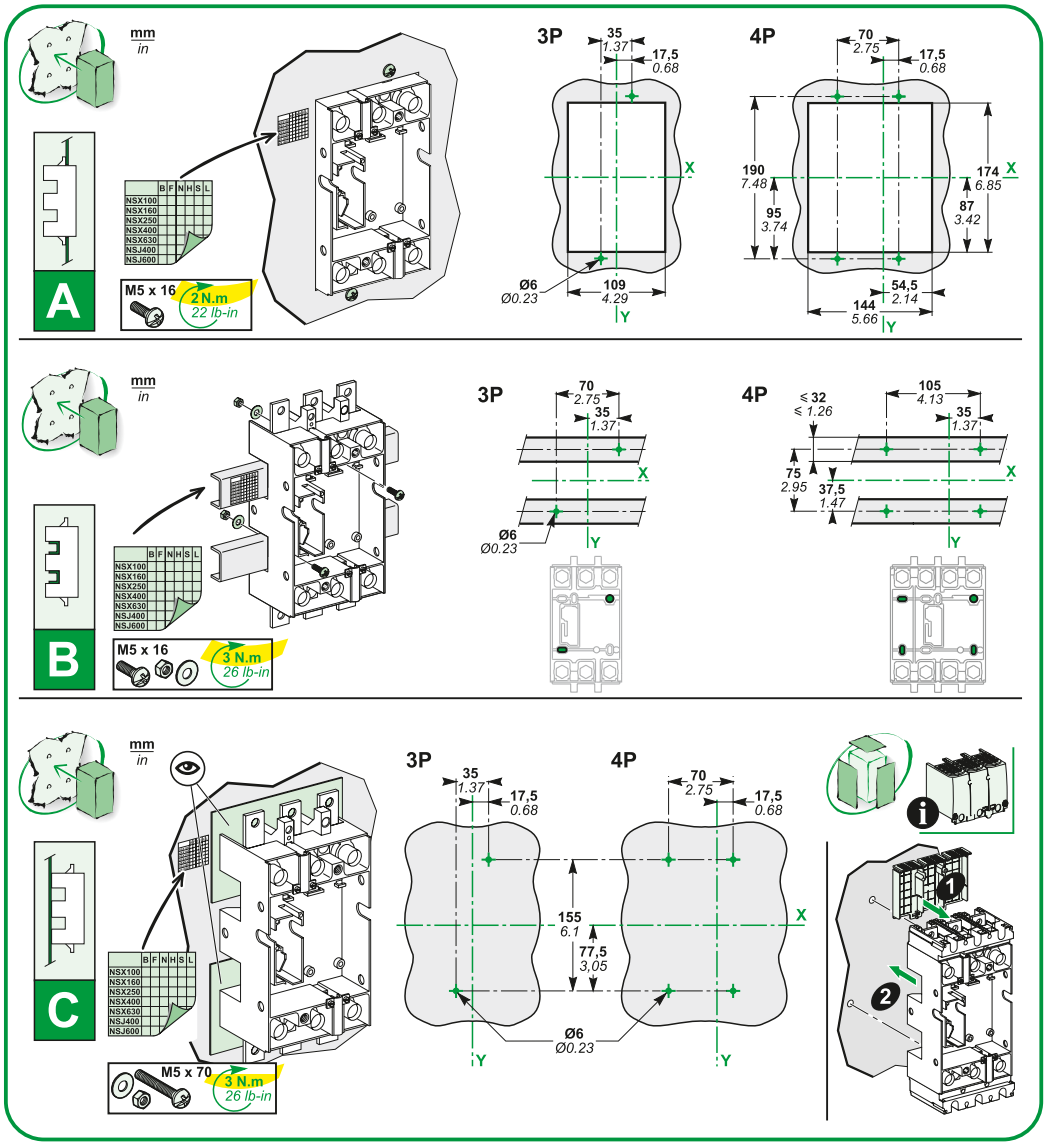

> Instruction sheet

GHD16316AA

Compact NSX100-630 R/HB1/HB2 installation

Plug-in version

Terminal Shields

For Ue ≥ 500 V or for circuit breakers and plug-in base, terminal shields are mandatory.

Front connection with lugs or terminals			
Compact NSX100-250			
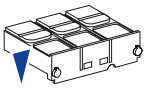 DB112239.eps	1 short terminal shield for circuit breaker	3P	LV429515
		4P	LV429516
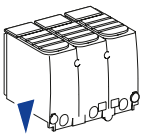 DB112240.eps	1 long terminal shield for plug-in base	3P	LV429517
		4P	LV429518
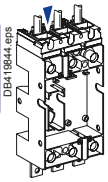 DB419844.eps	Connection adapter for plug-in base	3P	LV429306
		4P	LV429307
Compact NSX400-630			
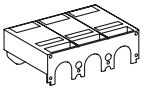 DB419813.eps	Short terminal shield ≥ 500 V (1 piece) for circuit breaker	3P	LV433683
		4P	LV433684

Dedicated short terminal shields for Compact NSX400-630 R/HB1/HB2 for rear connection.
It is mandatory to use all screws.

DB419849.ai

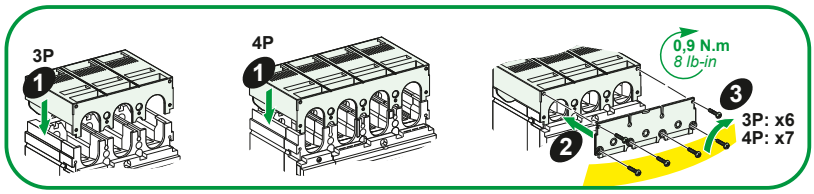

> Instruction sheet

GHD16243AA

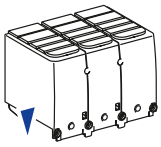 DB111473.eps	Long terminal shield, 45 mm (1 piece) for plug-in base	3P	LV432593
		4P	LV432594
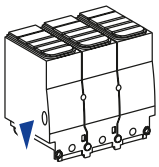 DB115626.eps	Long terminal shield for spreaders, 52.5 mm (1 piece) (supplied with insulating plate) for plug-in base	3P	LV432595
		4P	LV432596
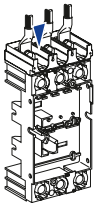 DB419843.eps	Connection adapter for plug-in base	3P	LV432584
		4P	LV432585

Compact NSX100-630 R/HB1/HB2 installation

Plug-in version

Terminal Shields

Rear connection with lugs or terminals

Compact NSX100-250

DB112239.eps

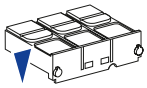

1 short terminal shield for circuit breaker or plug-in base

3P	LV429515
4P	LV429516

DB419844.eps

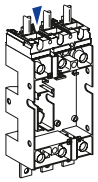

Connection adapter for plug-in base

3P	LV429306
4P	LV429307

DB112225.eps

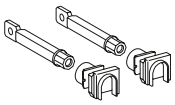

Rear connection

2 short	LV429235
2 long	LV429236

Compact NSX400-630

DB419813.eps

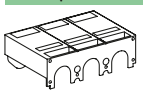

Short terminal shield ≥ 500 V (1 piece) for circuit breaker

3P	LV433683
4P	LV433684

Dedicated short terminal shields for Compact NSX400-630 R/HB1/HB2 for rear connection.
It is mandatory to use all screws.

> Instruction sheet

GHD16243AA

DB419848.ai

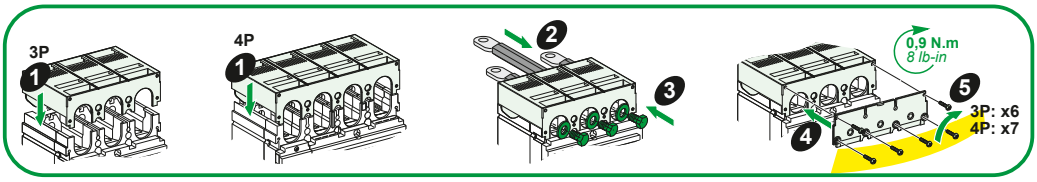

DB111472.eps

Short terminal shield, 45 mm (1 piece) for plug-in base

3P	LV432591
4P	LV432592

DB419843.eps

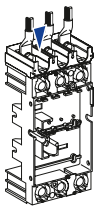

Connection adapter for plug-in base

3P	LV432584
4P	LV432585

DB111471.eps

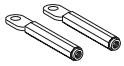

Rear connections

2 short	LV432475
2 long	LV432476

Compact NSX100-630 R/HB1/HB2 installation

Plug-in version and withdrawable version

Plug-in version

Rear connection from circuit breaker
(vertical and horizontal installation)

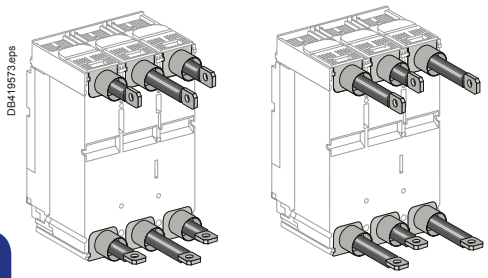

Vertical or horizontal connectors.

Rear connection from plug-in version
(vertical and horizontal installation)

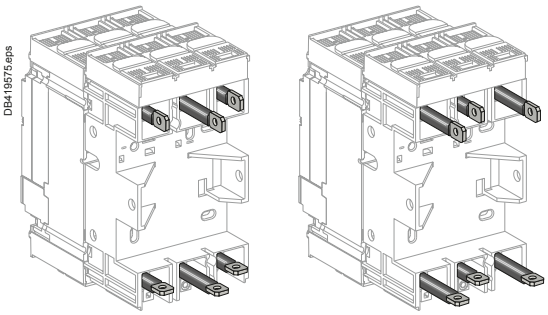

Vertical or horizontal connectors.

Withdrawable version

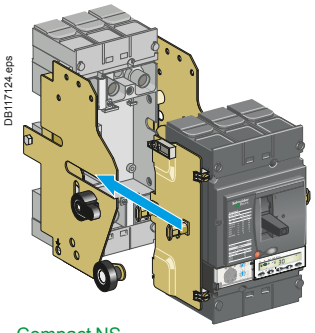

Compact NS chassis + Compact NSX

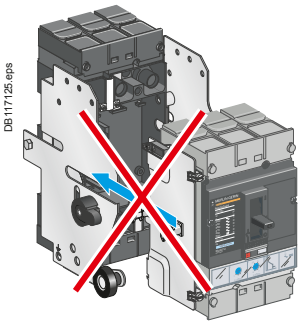

Compact NSX chassis + Compact NS

Ascending compatibility from Compact NS to Compact NSX

Compact NS chassis can be used for Compact NSX, but reverse not possible

The chassis:

- of an Compact NS may be used for an Compact NSX
- but that of an Compact NSX may not be used for an Compact NS.

Check the wiring and the compatibility of the auxiliary wires.

Follow same recommendations as per plug-in base version
> p. 14, 15, 16, 17.

Rotary handle [1]

The cutouts are identical but the rotary handles are not totally interchangeable.

- A Compact NS rotary handle may be used only on a Compact NS.
- A Compact NSX rotary handle may be used on a Compact NSX or NS.

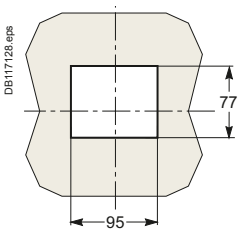

Compact NSX100 to 250

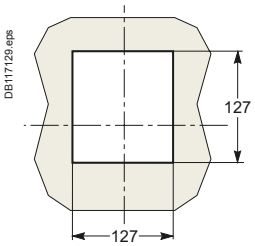

Compact NSX400/630

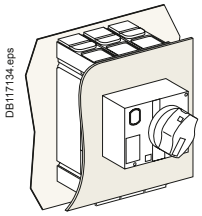

Compact NS

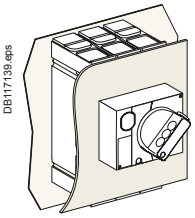

Compact NSX

Extended rotary handle [1]

The handles are secured to the door in the same way.

The cutouts are identical but the rotary handles are not totally interchangeable.

- A Compact NS rotary handle may be used only on a Compact NS.
- A Compact NSX rotary handle may be used on a Compact NSX or NS.

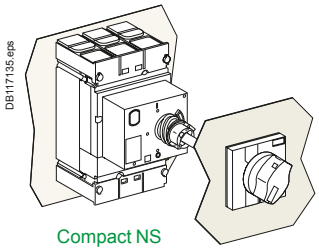

Compact NS

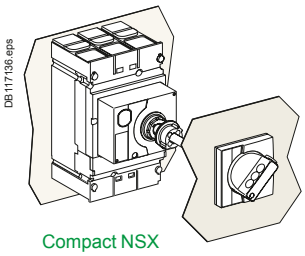

Compact NSX

Use front stopper and if possible bigger drawer (min. 300 mm height) in order to decrease pressure inside the drawer.

Compact NSX250 A

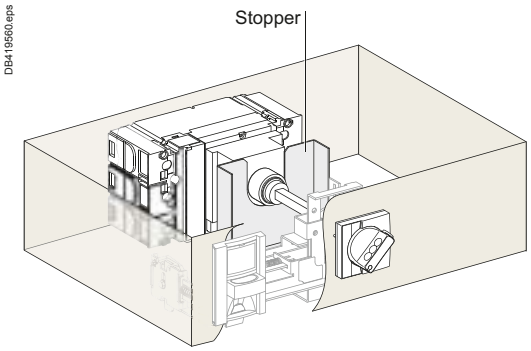

Compact NSX400 A

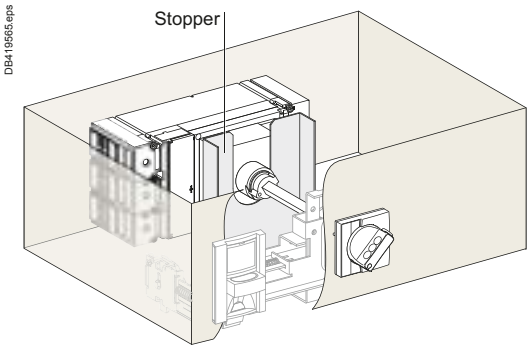

Be careful, high pressure inside the drawer during short circuit (check resistance of the panel door).

[1] For Okken, Blockset or Prisma installation please consult your Schneider Electric representative.

Accessories

Terminal shields for Compact NSX100-250

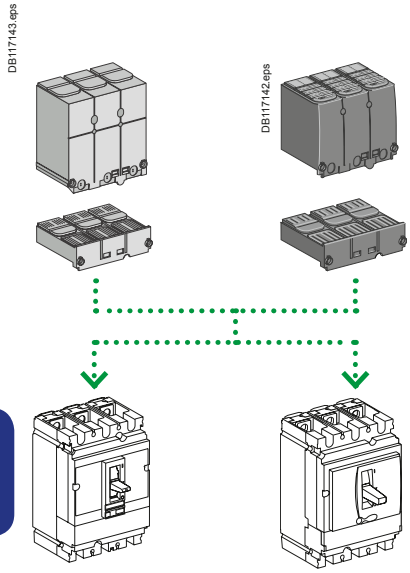

Terminal shields are fully compatible between the Compact NS and Compact NSX ranges.

Compact NSX100-250			
Fixed version			
Front connection with lugs or terminals			
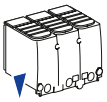 DB112240.eps	Standard Long Terminal shield	3P	**LV429517**
		4P	**LV429518**
Rear connection with lugs or terminals			
DB112239.eps	Standard Short Terminal shield	3P	**LV429515**
		4P	**LV429516**
Plug-in version			
Front connection with lugs or terminals			
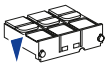 DB112239.eps	Standard Short Terminal shield for circuit breaker	3P	**LV429515**
		4P	**LV429516**
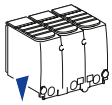 DB112240.eps	Standard Long Terminal shield for plug-in base	3P	**LV429517**
		4P	**LV429518**
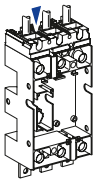 DB419844.eps	Connection adapter	3P	**LV429306**
		4P	**LV429307**
Rear connection with lugs or terminals			
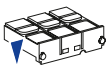 DB112239.eps	Standard Short for circuit breaker & plug-in base	3P	**LV429515**
		4P	**LV429516**
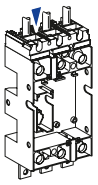 DB419844.eps	Connection adapter	3P	**LV429306**
		4P	**LV429307**
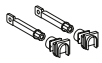 DB112225.eps	Rear connection	2 short	**LV429235**
		2 long	**LV429236**
Withdrawable version			
Front connection with lugs or terminals			
same as plug-in base			
Rear connection with lugs or terminals			
same as plug-in base			

Accessories

Terminal shields for Compact NSX400-630

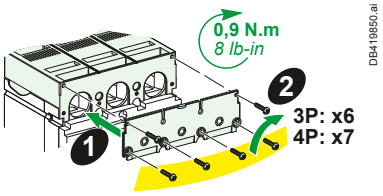

It is mandatory to use all screws

> Instruction sheet

GHD16243AA

Compact NSX400-630

Fixed version

Front connection with lugs or terminals

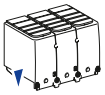 DB111473.eps	Standard Long Terminal shield	3P	LV432593
		4P	LV432594
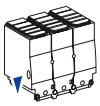 DB115626.eps		3P	LV432595
		4P	LV432596

Rear connection with lugs or terminals

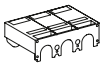 DB419813.eps	Dedicated Short Terminal shield for R/HB1/HB2 performances	3P	LV433683
		4P	LV433684

Plug-in version

Front connection with lugs or terminals

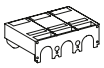 DB419813.eps	Dedicated Short Terminal shield for circuit breaker R/HB1/HB2 performances	3P	LV433683
		4P	LV433684
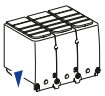 DB111473.eps	Standard Long Terminal shields for plug-in base	3P	LV432593
		4P	LV432594
DB115626.eps		3P	LV432595
		4P	LV432596
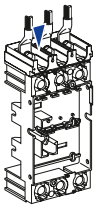 DB419843.eps	Connection adapter	3P	LV432584
		4P	LV432585

Rear connection with lugs or terminals

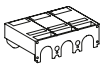 DB419813.eps	Dedicated Short Terminal shield for circuit breaker R/HB1/HB2 performances	3P	LV433683
		4P	LV433684
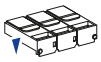 DB111472.eps	Standard Short Terminal shields for plug-in base	3P	LV432591
		4P	LV432592
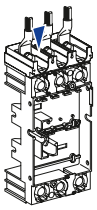 DB419843.eps	Connection adapter	3P	LV432584
		4P	LV432585
DB111471.eps	Rear connection	2 short	LV432475
		2 long	LV432476

Withdrawable version

Front connection with lugs or terminals

same as plug-in base

Rear connection with lugs or terminals

same as plug-in base

Accessories

Other accessories

Motor mechanism

The cutouts are identical **but the motor mechanisms are not totally interchangeable.**

- A Compact NS motor mechanism may be used only on a Compact NS.
- A Compact NSX motor mechanism may be used on a Compact NSX or NS.

No reinforcement needed.

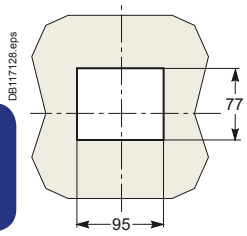

NSX100 to 250

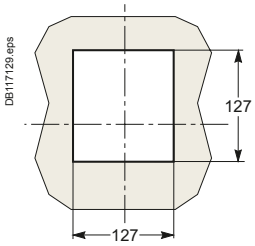

NSX400/630

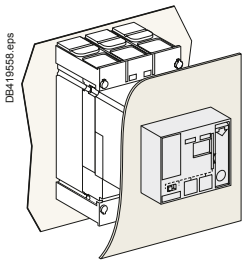

Compact NS

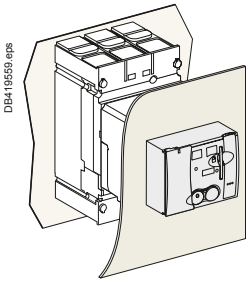

Compact NSX

Earth leakage protection

- A Compact NS vigi module may be used only on a Compact NS.
- A Compact NSX vigi module may be used on a Compact NSX.

Vigi module can be mounted only up to 550 V.
No reinforcement needed.

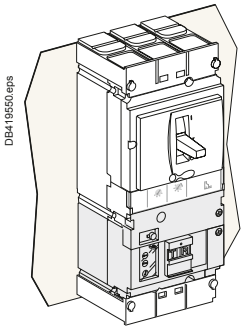

Source changeover system

Source changeover systems are fully compatible between the Compact NS and Compact NSX range.
No reinforcement needed.

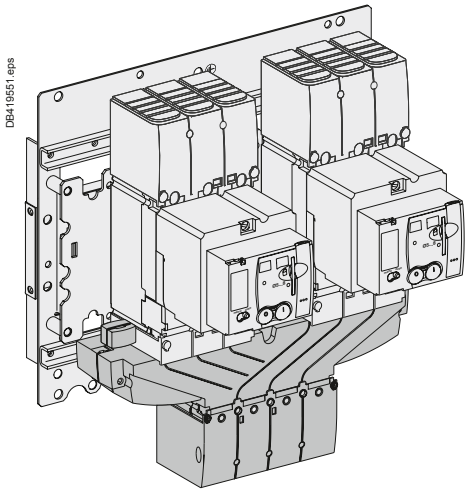

Installation inside individual enclosure is forbidden.

Installation accessories

DIN rail adaptor and Rubber togle cover can NOT be mounted on Compact NSX100-630 R/HB1/HB2.

All monitoring and control accessories are compliant.

Dedicated reference for NSX cord (≥ 480 V) : LV434204.

Contents

Compact NSX

Upstream: Compact NSX100-250 TM-D
Downstream: TeSys GV2, GV3, TeSys U 26

Upstream: Compact NSX100-250 Micrologic
Downstream: TeSys GV2, GV3, TeSys U 27

Upstream: Compact NSX100-250 TM-D
Downstream: Compact NSX100-250 TM-D - Micrologic - MA + LRD .. 28

Upstream: Compact NSX100-250 Micrologic
Downstream: Compact NSX100-250 TM-D - Micrologic - MA 29

Upstream: Compact NSX400-630
Downstream: TeSys GV2, GV3, TeSys U 30

Upstream: Compact NSX400-630
Downstream: Compact NSX100-250 TM-D - Micrologic - MA + LRD .. 31

Compact NS

Upstream: Compact NS630b-1600N/H
Downstream: TeSys GV2, GV3, TeSys U, Compact NSX100-630 32

Upstream: Compact NS630b-1600N/H
Downstream: Compact NS630b-1600 33

Upstream: Compact NS1600b-3200N
Downstream: TeSys GV2, GV3, TeSys U,
Compact NSX100-630, Compact NS630b-3200 34

Upstream: NS630b-800LB
Downstream: TeSys GV2, GV3, TeSys U,
Compact NSX100-630, Compact NS630b-800 35

Masterpact NT

Upstream: Masterpact NT06-16H1/H2
Downstream: TeSys GV2, GV3, TeSys U, Compact NSX100-630 36

Upstream: Masterpact NT06-16H1/H2
Downstream: Compact NS630b-1600 37

Masterpact NW

Upstream: Masterpact NW08-20N1/H1/H2/L1
Downstream: TeSys GV2, GV3, TeSys U, Compact NSX100-630 38

Upstream: Masterpact NW25-40H1/H2/H3, NW40b-63H1/H2
Downstream: TeSys GV2, GV3, TeSys U,
Compact NSX100-630, Compact NS630b-3200 39

Type 2 coordination table at 690 V (IEC 60947-4-1)

Discrimination table at 690 V

Upstream: Compact NSX100-250 TM-D
Downstream: TeSys GV2, GV3, TeSys U

Upstream				NSX100L			NSX100 L/R/HB1/HB2					NSX160L				NSX250 L/R/HB1/HB2		
Trip unit				TM-D			TM-D					TM-D				TM-D		
Downstream	Icu	O/L	Rating (A) Ir range	16	25	32	40	50	63	80	100	80	100	125	160	160	200	250
Discrimination limit (kA)																		
GV2 L03	100 kA	LRD 03	0.25/0.40	T	T	T	T	T	T	T	T	T	T	T	T	T	T	T
GV2 L04	100 kA	LRD 04	0.40/0.63	T	T	T	T	T	T	T	T	T	T	T	T	T	T	T
GV2 L05	100 kA	LRD 05	0.63/1	T	T	T	T	T	T	T	T	T	T	T	T	T	T	T
GV2 L06	100 kA	LRD 06	1/1.6	T	T	T	T	T	T	T	T	T	T	T	T	T	T	T
GV2 L07 + LA9 LB920	50 kA	LRD 07	1.6/2.5	0.19	0.25	0.4	1	5	6	10	10	10	10	T	T	T	T	T
GV2 L08 + LA9 LB920	50 kA	LRD 08	2.5/4	0.19	0.25	0.4	0.5	0.5	0.5	1	1.5	1	1.5	T	T	36	T	T
GV2 L10 + LA9 LB920	50 kA	LRD 10	4/6.3		0.25	0.4	0.5	0.5	0.5	0.63	0.8	0.63	0.8	1.25	1.6	1.6	T	T
GV2 L14 + LA9 LB920	50 kA	LRD 14	7/10			0.4	0.5	0.5	0.5	0.63	0.8	0.63	0.8	1.25	1.6	1.6	T	T
GV2 L16 + LA9 LB920	50 kA	LRD 16	9/13					0.5	0.5	0.63	0.8	0.63	0.8	1.25	1.6	1.6	T	T
GV2 L20 + LA9 LB920	50 kA	LRD 21	12/18							0.63	0.8	0.63	0.8	1.25	1.6	1.6	T	T
GV2 L22 + LA9 LB920	50 kA	LRD 22	17/25							0.63	0.8	0.63	0.8	1.25	1.6	1.6	T	T
GV2 L32 + LA9 LB920	50 kA	LRD 32	23/32								0.8		0.8	1.25	1.6	1.6	T	T
GV3 P13	6 kA	Integrated	9/13					0.5	0.5	0.63	0.8	0.63	0.8	1	1.25	1.25	T	T
GV3 P18	6 kA	Integrated	12/18						0.5	0.63	0.8	0.63	0.8	1	1.25	1.25	T	T
GV3 P25	6 kA	Integrated	17/25							0.63	0.8	0.63	0.8	1	1.25	1.25	T	T
GV3 P32	6 kA	Integrated	23/32								0.8		0.8	1	1.25	1.25	T	T
GV3 P40	6 kA	Integrated	30/40												1.25	1.25	T	T
GV3 P50	6 kA	Integrated	37/50														T	T
GV3 P65	6 kA	Integrated	48/65															T
GV3 L25	6 kA	LRD 22	20/25							0.63	0.8	0.63	0.8	1	1.25	1.25	T	T
GV3 L32	6 kA	LRD 32	23/32								0.8		0.8	1	1.25	1.25	T	T
GV3 L40	6 kA	LRD 340	30/40											1	1.25	1.25	T	T
GV3 L50	6 kA	LRD 350	37/50														T	T
GV3 L65	6 kA	LRD 365	48/65															T
LUB12 + LA9 LB20	35 kA	LUC*X6	0.15…0.6	0.19	0.3	0.4	0.5	0.5	0.5	0.63	0.8	0.7	0.8	1	1.6	1.6	T	T
		LUC*1X	0.35…1.4	0.19	0.3	0.4	0.5	0.5	0.5	0.63	0.8	0.7	0.8	1	1.6	1.6	T	T
		LUC*05	1.25…5	0.19	0.3	0.4	0.5	0.5	0.5	0.63	0.8	0.7	0.8	1	1.6	1.6	T	T
		LUC*12	3…12				0.5	0.5	0.5	0.63	0.8	0.7	0.8	1	1.6	1.6	T	T
LUB32 + LA9 LB20	35 kA	LUC*X6	0.15…0.6	0.19	0.3	0.4	0.5	0.5	0.5	0.63	0.8	0.7	0.8	1	1.6	1.6	T	T
		LUC*1X	0.35…1.4	0.19	0.3	0.4	0.5	0.5	0.5	0.63	0.8	0.7	0.8	1	1.6	1.6	T	T
		LUC*05	1.25…5	0.19	0.3	0.4	0.5	0.5	0.5	0.63	0.8	0.7	0.8	1	1.6	1.6	T	T
		LUC*12	3…12				0.5	0.5	0.5	0.63	0.8	0.7	0.8	1	1.6	1.6	T	T
		LUC*18	4.5…18						0.5	0.63	0.8	0.7	0.8	1	1.6	1.6	T	T
		LUC*32	8…32								0.8		0.8	1	1.6	1.6	T	T
LUB12 + LUA LB1	70 kA	LUC*X6	0.15…0.6	0.19	0.3	0.4	0.5	0.5	0.5	0.63	0.8	0.7	0.8	1	1.6	1.6	T	T
		LUC*1X	0.35…1.4	0.19	0.3	0.4	0.5	0.5	0.5	0.63	0.8	0.7	0.8	1	1.6	1.6	T	T
		LUC*05	1.25…5	0.19	0.3	0.4	0.5	0.5	0.5	0.63	0.8	0.7	0.8	1	1.6	1.6	T	T
		LUC*12	3…12				0.5	0.5	0.5	0.63	0.8	0.7	0.8	1	1.6	1.6	T	T
LUB32 + LUA LB1	70 kA	LUC*X6	0.15…0.6	0.19	0.3	0.4	0.5	0.5	0.5	0.63	0.8	0.7	0.8	1	1.6	1.6	T	T
		LUC*1X	0.35…1.4	0.19	0.3	0.4	0.5	0.5	0.5	0.63	0.8	0.7	0.8	1	1.6	1.6	T	T
		LUC*05	1.25…5	0.19	0.3	0.4	0.5	0.5	0.5	0.63	0.8	0.7	0.8	1	1.6	1.6	T	T
		LUC*12	3…12				0.5	0.5	0.5	0.63	0.8	0.7	0.8	1	1.6	1.6	T	T
		LUC*18	4.5…18						0.5	0.63	0.8	0.7	0.8	1	1.6	1.6	T	T
		LUC*32	8…32								0.8		0.8	1	1.6	1.6	T	T

T	Total discrimination, up to the breaking capacity of the downstream circuit breaker.
4	Discrimination limit = 4 kA.
	No discrimination.

Note: respect the basic rules of discrimination, for overload and short-circuit, see introduction or check curves.

Upstream: Compact NSX100-250 Micrologic
Downstream: TeSys GV2, GV3, TeSys U

Upstream				NSX100L/R/HB1/HB2								NSX160L				NSX250L/R/HB1/HB2		
Trip unit				Micrologic								Micrologic				Micrologic		
Downstream	Icu	O/L	Rating (A)	40				100				160				250		
			Setting Ir	16	25	32	40	40	63	80	100	80	100	125	160	160	200	250
Discrimination limit (kA)																		
GV2 L03	100 kA	LRD 03	0.25/0.40	T	T	T	T	T	T	T	T	T	T	T	T	T	T	T
GV2 L04	100 kA	LRD 04	0.40/0.63	T	T	T	T	T	T	T	T	T	T	T	T	T	T	T
GV2 L05	100 kA	LRD 05	0.63/1	T	T	T	T	T	T	T	T	T	T	T	T	T	T	T
GV2 L06	100 kA	LRD 06	1/1.6	T	T	T	T	T	T	T	T	T	T	T	T	T	T	T
GV2 L07 + LA9 LB920	50 kA	LRD 07	1.6/2.5	T [1]	T [1]	T [1]	T [1]	T [1]	T [1]	T [1]	T [1]	T	T	T	T	T	T	T
GV2 L08 + LA9 LB920	50 kA	LRD 08	2.5/4	T [1]	T [1]	T [1]	T [1]	T [1]	T [1]	T [1]	T [1]	T	T	T	T	T	T	T
GV2 L10 + LA9 LB920	50 kA	LRD 10	4/6.3		T [1]	T [1]	T [1]	T [1]	T [1]	T [1]	T [1]	T	T	T	T	T	T	T
GV2 L14 + LA9 LB920	50 kA	LRD 14	7/10				T [1]	T [1]	T [1]	T [1]	T [1]	T	T	T	T	T	T	T
GV2 L16 + LA9 LB920	50 kA	LRD 16	9/13						T [1]	T [1]	T [1]	T	T	T	T	T	T	T
GV2 L20 + LA9 LB920	50 kA	LRD 21	12/18							T [1]	T [1]	T	T	T	T	T	T	T
GV2 L22 + LA9 LB920	50 kA	LRD 22	17/25							T [1]	T [1]	T	T	T	T	T	T	T
GV2 L32 + LA9 LB920	50 kA	LRD 32	23/32								T [1]	T	T	T	T	T	T	T
GV3 P13	6 kA	Integrated	9/13				0.6	1.5	1.5	1.5	1.5	4	4	4	4	T	T	T
GV3 P18	6 kA	Integrated	12/18						1.5	1.5	1.5	3.5	3.5	3.5	3.5	T	T	T
GV3 P25	6 kA	Integrated	17/25							1.5	1.5	3	3	3	3	T	T	T
GV3 P32	6 kA	Integrated	23/32								1.5		3	3	3	T	T	T
GV3 P40	6 kA	Integrated	30/40											2.4	2.4		T	T
GV3 P50	6 kA	Integrated	37/50												2.4			T
GV3 P65	6 kA	Integrated	48/65															
GV3 L25	6 kA	LRD 22	20/25							1.5	1.5	3	3	3	3	T	T	T
GV3 L32	6 kA	LRD 32	23/32								1.5		3	3	3	T	T	T
GV3 L40	6 kA	LRD 340	30/40											2.4	2.4		T	T
GV3 L50	6 kA	LRD 350	37/50												2.4			T
GV3 L65	6 kA	LRD 365	48/65															
LUB12 + LA9 LB20	35 kA	LUC*X6	0.15…0.6	T [1]	T [1]	T [1]	T [1]	T [1]	T [1]	T [1]	T [1]	T	T	T	T	T	T	T
		LUC*1X	0.35…1.4	T [1]	T [1]	T [1]	T [1]	T [1]	T [1]	T [1]	T [1]	T	T	T	T	T	T	T
		LUC*05	1.25…5	T [1]	T [1]	T [1]	T [1]	T [1]	T [1]	T [1]	T [1]	T	T	T	T	T	T	T
		LUC*12	3…12				T [1]	T [1]	T [1]	T [1]	T [1]	T	T	T	T	T	T	T
LUB32 + LA9 LB20	35 kA	LUC*X6	0.15…0.6	T [1]	T [1]	T [1]	T [1]	T [1]	T [1]	T [1]	T [1]	T	T	T	T	T	T	T
		LUC*1X	0.35…1.4	T [1]	T [1]	T [1]	T [1]	T [1]	T [1]	T [1]	T [1]	T	T	T	T	T	T	T
		LUC*05	1.25…5	T [1]	T [1]	T [1]	T [1]	T [1]	T [1]	T [1]	T [1]	T	T	T	T	T	T	T
		LUC*12	3…12				T [1]	T [1]	T [1]	T [1]	T [1]	T	T	T	T	T	T	T
		LUC*18	4.5…18							T [1]	T [1]	T	T	T	T	T	T	T
		LUC*32	8…32								T [1]		T	T	T	T	T	T
LUB12 + LUA LB1	70 kA	LUC*X6	0.15…0.6	T	T	T	T	T	T	T	T	T	T	T	T	T	T	T
		LUC*1X	0.35…1.4	T	T	T	T	T	T	T	T	T	T	T	T	T	T	T
		LUC*05	1.25…5	T	T	T	T	T	T	T	T	T	T	T	T	T	T	T
		LUC*12	3…12				T	T	T	T	T	T	T	T	T	T	T	T
LUB32 + LUA LB1	70 kA	LUC*X6	0.15…0.6	T	T	T	T	T	T	T	T	T	T	T	T	T	T	T
		LUC*1X	0.35…1.4	T	T	T	T	T	T	T	T	T	T	T	T	T	T	T
		LUC*05	1.25…5	T	T	T	T	T	T	T	T	T	T	T	T	T	T	T
		LUC*12	3…12				T	T	T	T	T	T	T	T	T	T	T	T
		LUC*18	4.5…18						T	T	T	T	T	T	T	T	T	T
		LUC*32	8…32								T		T	T	T	T	T	T

[1] These combinations have been tested and selectivity is enhanced by cascading up to upstream compact NSX circuit breaker (75 kA with HB1 and 100 kA with HB2). For example NSX100HB1 micrologic 2.2 + LA9LB920 + LUB12 can be used with a prospective short circuit up to 75 kA with total selectivity.

T	Total discrimination, up to the breaking capacity of the downstream circuit breaker.
4	Discrimination limit = 4 kA.
	No discrimination.

Note: respect the basic rules of discrimination, for overload and short-circuit, see introduction or check curves.

Discrimination table at 690 V

Upstream: Compact NSX100-250 TM-D
Downstream: Compact NSX100-250 TM-D - Micrologic - MA + LRD

Upstream			NSX100L			NSX100 L/R/HB1/HB2					NSX160L				NSX250 L/R/HB1/HB2		
Trip unit			TM-D			TM-D					TM-D				TM-D		
Downstream	O/L	Rating (A) Ir range	16	25	32	40	50	63	80	100	80	100	125	160	160	200	250
Discrimination limit (kA)																	
NSX100 L TM-D		16				0.5	0.5	0.5	0.63	0.8	0.63	0.8	1.25	1.25	1.25	2	2.5
		25					0.5	0.5	0.63	0.8	0.63	0.8	1.25	1.25	1.25	2	2.5
		32						0.5	0.63	0.8	0.63	0.8	1.25	1.25	1.25	2	2.5
NSX100 L/R/HB1/HB2		40							0.63	0.8	0.63	0.8	1.25	1.25	1.25	2	2.5
		50							0.63	0.8	0.63	0.8	1.25	1.25	1.25	2	2.5
		63								0.8		0.8	1.25	1.25	1.25	2	2.5
		80											1.25	1.25	1.25	2	2.5
		100												1.25	1.25	2	2.5
NSX160 L TM-D		≤ 63											1.25	1.25	1.25	2	2.5
		80											1.25	1.25	1.25	2	2.5
		100												1.25	1.25	2	2.5
		160															2.5
NSX250 L/R/HB1/HB2 TM-D		≤ 100													1.25	2	2.5
		125														2	2.5
		160															2.5
		200															
NSX100 L/R/HB1/HB2 Micrologic		40						0.5	0.63	0.8	0.63	0.8	1.25	1.25	1.25	2	2.5
		100												1.25	1.25	2	2.5
NSX160 L Micrologic		40						0.5	0.63	0.8	0.63	0.8	1.25	1.25	1.25	2	2.5
		100												1.25	1.25	2	2.5
		160															2.5
NSX250 L/R/HB1/HB2 Micrologic		≤ 100													1.25	2	2.5
		160															2.5
		250															
NSX100 L MA 2.5	LRD 06	1/1.6	0.19	0.3	0.4	0.5	0.5	0.5	0.63	0.8	0.63	0.8	1	1	1	20	20
NSX100 L MA 2.5	LRD 07	1.6/2.5	0.19	0.3	0.4	0.5	0.5	0.5	0.63	0.8	0.63	0.8	1	1	1	20	20
NSX100 L MA 6.3	LRD 08	2.5/4	0.19	0.3	0.4	0.5	0.5	0.5	0.63	0.8	0.63	0.8	1	1	1	20	20
NSX100 L MA 6.3	LRD 10	4/6.3		0.3	0.4	0.5	0.5	0.5	0.63	0.8	0.63	0.8	1	1	1	20	20
NSX100 L/R/HB1/HB2 MA 12.5	LRD 12	5.5/8		0.3	0.4	0.5	0.5	0.5	0.63	0.8	0.63	0.8	1	1	1	6	6
NSX100 L/R/HB1/HB2 MA 12.5	LRD 14	7/10			0.4	0.5	0.5	0.5	0.63	0.8	0.63	0.8	1	1	1	6	6
NSX100 L/R/HB1/HB2 MA 12.5	LRD 16	9/13				0.5	0.5	0.5	0.63	0.8	0.63	0.8	1	1	1	6	6
NSX100 L/R/HB1/HB2 MA 25	LRD 21	12/18						0.5	0.63	0.8	0.63	0.8	1	1	1	5	5
NSX100 L/R/HB1/HB2 MA 25	LRD 22	17/25							0.63	0.8	0.63	0.8	1	1	1	5	5
NSX100 L/R/HB1/HB2 MA 50	LRD 32	23/32								0.8		0.8	1	1	1	5	5
NSX100 L/R/HB1/HB2 MA 50	LRD 33 55	30/40											1	1	1	5	5
NSX100 L/R/HB1/HB2 MA 50	LRD 33 57	37/50												1	1	5	5
NSX100 L/R/HB1/HB2 MA 100	LRD 33 59	48/65														4	4
NSX100 L/R/HB1/HB2 MA 100	LRD 33 63	63/80															4
NSX100 L/R/HB1/HB2 MA 100	LRD 33 65 or 43 65	80/100															
NSX100 L/R/HB1/HB2	Micrologic 2.2 M or 6.2 E-M	25/50										0.8	1	1	1	2	2.5
		100															2.5

4 Discrimination limit = 4 kA.

No discrimination.

Note: respect the basic rules of discrimination, for overload and short-circuit, see introduction or check curves.

Upstream: Compact NSX100-250 Micrologic Downstream: Compact NSX100-250 TM-D - Micrologic - MA

Upstream			NSX100 L/R/HB1/HB2								NSX160L				NSX250 L/R/HB1/HB2		
Trip unit			Micrologic								Micrologic				Micrologic		
Downstream	O/L	Rating (A)	40				100				160				250		
		Setting Ir	16	25	32	40	40	63	80	100	80	100	125	160	160	200	250
Discrimination limit (kA)																	
NSX100 L TM-D		16					1.5	1.5	1.5	1.5	2.4	2.4	2.4	2.4	3	3	3
		25					1.5	1.5	1.5	1.5	2.4	2.4	2.4	2.4	3	3	3
		32						1.5	1.5	1.5	2.4	2.4	2.4	2.4	3	3	3
NSX100 L/R/HB1/HB2		40							1.5	1.5	2.4	2.4	2.4	2.4	3	3	3
		50								1.5	2.4	2.4	2.4	2.4	3	3	3
		63										2.4	2.4	2.4	3	3	3
		80											2.4	2.4	3	3	3
		100												2.4	3	3	3
NSX160 L TM-D		≤ 63										2.4	2.4	2.4	3	3	3
		80											2.4	2.4	3	3	3
		100												2.4	3	3	3
		160															3
NSX250 L/R/HB1/HB2 TM-D		≤ 100													3	3	3
		125														3	3
		160															3
		200															
NSX100 L/R/HB1/HB2 Micrologic		40					1.5	1.5	1.5	1.5	2.4	2.4	2.4	2.4	3	3	3
		100												2.4	3	3	3
NSX160 L Micrologic		40									2.4	2.4	2.4	2.4	3	3	3
		100												2.4	3	3	3
		160															3
NSX250 L/R/HB1/HB2 Micrologic		≤ 100													3	3	3
		160															3
		250															
NSX100 L MA 2.5	LRD 06	1/1.6	20	20	20	20	20	20	20	20	20	20	20	20	20	20	20
NSX100 L MA 2.5	LRD 07	1.6/2.5	20	20	20	20	20	20	20	20	20	20	20	20	20	20	20
NSX100 L MA 6.3	LRD 08	2.5/4	4	4	4	4	4	4	4	4	8	8	8	8	20	20	20
NSX100 L MA 6.3	LRD 10	4/6.3	4	4	4	4	4	4	4	4	8	8	8	8	20	20	20
NSX100 L/R/HB1/HB2 MA 12.5	LRD 12	5.5/8		2	2	2	2	2	2	2	2.4	2.4	2.4	2.4	20	20	20
NSX100 L/R/HB1/HB2 MA 12.5	LRD 14	7/10			2	2	2	2	2	2	2.4	2.4	2.4	2.4	20	20	20
NSX100 L/R/HB1/HB2 MA 12.5	LRD 16	9/13				2	2	2	2	2	2.4	2.4	2.4	2.4	20	20	20
NSX100 L/R/HB1/HB2 MA 25	LRD 21	12/18						2	2	2	2.4	2.4	2.4	2.4	13	13	13
NSX100 L/R/HB1/HB2 MA 25	LRD 22	17/25							2	2	2.4	2.4	2.4	2.4	13	13	13
NSX100 L/R/HB1/HB2 MA 50	LRD 32	23/32								1		2.4	2.4	2.4	11	11	11
NSX100 L/R/HB1/HB2 MA 50	LRD 33 55	30/40											2.4	2.4	11	11	11
NSX100 L/R/HB1/HB2 MA 50	LRD 33 57	37/50												2.4	11	11	11
NSX100 L/R/HB1/HB2 MA 100	LRD 33 59	48/65														10	10
NSX100 L/R/HB1/HB2 MA 100	LRD 33 63	63/80														10	10
NSX100 L/R/HB1/HB2 MA 100	LRD 33 65 or 43 65	80/100															10
NSX100 L/R/HB1/HB2	Micrologic 2.2 M or 6.2 E-M	25/50								1.5	2.4	2.4	2.4	2.4	3	3	3
		100															3

4 Discrimination limit = 4 kA.

No discrimination.

Note: respect the basic rules of discrimination, for overload and short-circuit, see introduction or check curves.

Discrimination table at 690 V

Upstream: Compact NSX400-630
Downstream: TeSys GV2, GV3, TeSys U

Upstream				NSX400 L/R/HB1/HB2				NSX400 L/R/HB1/HB2					NSX630 L/R/HB1/HB2				
Trip unit				Micrologic 2.3				Micrologic 2.3 / 5.3 / 6.3					Micrologic 2.3 / 5.3 / 6.3				
Downstream	Icu	O/L	Rating (A)	250				400					630				
			Ir range	100	160	200	250	160	200	250	320	400	250	320	400	500	630
Discrimination limit (kA)																	
GV2 L03	100 kA	LRD 03	0.25/0.40	T	T	T	T	T	T	T	T	T	T	T	T	T	T
GV2 L04	100 kA	LRD 04	0.40/0.63	T	T	T	T	T	T	T	T	T	T	T	T	T	T
GV2 L05	100 kA	LRD 05	0.63/1	T	T	T	T	T	T	T	T	T	T	T	T	T	T
GV2 L06	100 kA	LRD 06	1/1.6	T	T	T	T	T	T	T	T	T	T	T	T	T	T
GV2 L07 + LA9 LB920	50 kA	LRD 07	1.6/2.5	T	T	T	T	T	T	T	T	T	T	T	T	T	T
GV2 L08 + LA9 LB920	50 kA	LRD 08	2.5/4	T	T	T	T	T	T	T	T	T	T	T	T	T	T
GV2 L10 + LA9 LB920	50 kA	LRD 10	4/6.3	T	T	T	T	T	T	T	T	T	T	T	T	T	T
GV2 L14 + LA9 LB920	50 kA	LRD 14	7/10	T	T	T	T	T	T	T	T	T	T	T	T	T	T
GV2 L16 + LA9 LB920	50 kA	LRD 16	9/13	T	T	T	T	T	T	T	T	T	T	T	T	T	T
GV2 L20 + LA9 LB920	50 kA	LRD 21	12/18	T	T	T	T	T	T	T	T	T	T	T	T	T	T
GV2 L22 + LA9 LB920	50 kA	LRD 22	17/25	T	T	T	T	T	T	T	T	T	T	T	T	T	T
GV2 L32 + LA9 LB920	50 kA	LRD 32	23/32	T	T	T	T	T	T	T	T	T	T	T	T	T	T
GV3 P13	6 kA	Integrated	9/13	T	T	T	T	T	T	T	T	T	T	T	T	T	T
GV3 P18	6 kA	Integrated	12/18	T	T	T	T	T	T	T	T	T	T	T	T	T	T
GV3 P25	6 kA	Integrated	17/25	T	T	T	T	T	T	T	T	T	T	T	T	T	T
GV3 P32	6 kA	Integrated	23/32	T	T	T	T	T	T	T	T	T	T	T	T	T	T
GV3 P40	6 kA	Integrated	30/40	T	T	T	T	T	T	T	T	T	T	T	T	T	T
GV3 P50	6 kA	Integrated	37/50	T	T	T	T	T	T	T	T	T	T	T	T	T	T
GV3 P65	6 kA	Integrated	48/65	T	T	T	T	T	T	T	T	T	T	T	T	T	T
GV3 L25	6 kA	LRD 22	20/25	T	T	T	T	T	T	T	T	T	T	T	T	T	T
GV3 L32	6 kA	LRD 32	23/32	T	T	T	T	T	T	T	T	T	T	T	T	T	T
GV3 L40	6 kA	LRD 340	30/40	T	T	T	T	T	T	T	T	T	T	T	T	T	T
GV3 L50	6 kA	LRD 350	37/50	T	T	T	T	T	T	T	T	T	T	T	T	T	T
GV3 L65	6 kA	LRD 365	48/65	T	T	T	T	T	T	T	T	T	T	T	T	T	T
LUB12 + LA9 LB20	35 kA	LUC*X6	0.15…0.6	T	T	T	T	T	T	T	T	T	T	T	T	T	T
		LUC*1X	0.35…1.4	T	T	T	T	T	T	T	T	T	T	T	T	T	T
		LUC*05	1.25…5	T	T	T	T	T	T	T	T	T	T	T	T	T	T
		LUC*12	3…12	T	T	T	T	T	T	T	T	T	T	T	T	T	T
LUB32 + LA9 LB20	35 kA	LUC*X6	0.15…0.6	T	T	T	T	T	T	T	T	T	T	T	T	T	T
		LUC*1X	0.35…1.4	T	T	T	T	T	T	T	T	T	T	T	T	T	T
		LUC*05	1.25…5	T	T	T	T	T	T	T	T	T	T	T	T	T	T
		LUC*12	3…12	T	T	T	T	T	T	T	T	T	T	T	T	T	T
		LUC*18	4.5…18	T	T	T	T	T	T	T	T	T	T	T	T	T	T
		LUC*32	8…32	T	T	T	T	T	T	T	T	T	T	T	T	T	T
LUB12 + LUA LB1	70 kA	LUC*X6	0.15…0.6	T	T	T	T	T	T	T	T	T	T	T	T	T	T
		LUC*1X	0.35…1.4	T	T	T	T	T	T	T	T	T	T	T	T	T	T
		LUC*05	1.25…5	T	T	T	T	T	T	T	T	T	T	T	T	T	T
		LUC*12	3…12	T	T	T	T	T	T	T	T	T	T	T	T	T	T
LUB32 + LUA LB1	70 kA	LUC*X6	0.15…0.6	T	T	T	T	T	T	T	T	T	T	T	T	T	T
		LUC*1X	0.35…1.4	T	T	T	T	T	T	T	T	T	T	T	T	T	T
		LUC*05	1.25…5	T	T	T	T	T	T	T	T	T	T	T	T	T	T
		LUC*12	3…12	T	T	T	T	T	T	T	T	T	T	T	T	T	T
		LUC*18	4.5…18	T	T	T	T	T	T	T	T	T	T	T	T	T	T
		LUC*32	8…32	T	T	T	T	T	T	T	T	T	T	T	T	T	T

T Total discrimination, up to the breaking capacity of the downstream circuit breaker.

Note: respect the basic rules of discrimination, for overload and short-circuit, see introduction or check curves.

Upstream: Compact NSX400-630 Downstream: Compact NSX100-250 TM-D - Micrologic - MA + LRD

Upstream			NSX400 L/R/HB1/HB2				NSX400 L/R/HB1/HB2					NSX630 L/R/HB1/HB2				
Trip unit			**Micrologic**				**Micrologic**					**Micrologic**				
Downstream	O/L	Rating (A)	250				400					630				
		Ir range	100	160	200	250	160	200	250	320	400	250	320	400	500	630
Discrimination limit (kA)																
NSX100 L TM-D		16	15	15	15	15	T	T	T	T	T	T	T	T	T	T
		25	15	15	15	15	T	T	T	T	T	T	T	T	T	T
		32	15	15	15	15	T	T	T	T	T	T	T	T	T	T
NSX100 L/R/HB1/HB2		40	15	15	15	15	30	30	30	30	30	50	50	50	50	50
		50	15	15	15	15	30	30	30	30	30	50	50	50	50	50
		63	15	15	15	15	30	30	30	30	30	50	50	50	50	50
		80		15	15	15	30	30	30	30	30	50	50	50	50	50
		100		15	15	15	30	30	30	30	30	50	50	50	50	50
NSX100 L/R/HB1/HB2 Micrologic		40	15	15	15	15	30	30	30	30	30	50	50	50	50	50
		100		15	15	15	30	30	30	30	30	50	50	50	50	50
NSX160 L TM-D		≤ 100		15	15	15	T	T	T	T	T	T	T	T	T	T
		125			15	15		T	T	T	T	T	T	T	T	T
		160				15			15	15	15	T	T	T	T	T
NSX160 L Micrologic		40	15	15	15	15	T	T	T	T	T	T	T	T	T	T
		100		15	15	15	15	15	15	15	15	T	T	T	T	T
		160							15	15	15	T	T	T	T	T
NSX250 L/R/HB1/HB2 TM-D		200								8	8		12	12	12	12
		250									8			12	12	12
NSX250 L/R/HB1/HB2	Micrologic	250									8			12	12	12
NSX100 L MA 2.5	LRD 06	1/1.6	T	T	T	T	T	T	T	T	T	T	T	T	T	T
NSX100 L MA 2.5	LRD 07	1.6/2.5	T	T	T	T	T	T	T	T	T	T	T	T	T	T
NSX100 L MA 6.3	LRD 08	2.5/4	T	T	T	T	T	T	T	T	T	T	T	T	T	T
NSX100 L MA 6.3	LRD 10	4/6.3	T	T	T	T	T	T	T	T	T	T	T	T	T	T
NSX100 L/R/HB1/HB2 MA 12.5	LRD 12	5.5/8	T	T	T	T	T	T	T	T	T	T	T	T	T	T
NSX100 L/R/HB1/HB2 MA 12.5	LRD 14	7/10	T	T	T	T	T	T	T	T	T	T	T	T	T	T
NSX100 L/R/HB1/HB2 MA 12.5	LRD 16	9/13	T	T	T	T	T	T	T	T	T	T	T	T	T	T
NSX100 L/R/HB1/HB2 MA 25	LRD 21	12/18	15	15	15	15	30	30	30	30	30	50	50	50	50	50
NSX100 L/R/HB1/HB2 MA 25	LRD 22	17/25	15	15	15	15	30	30	30	30	30	50	50	50	50	50
NSX100 L/R/HB1/HB2 MA 50	LRD 32	23/32	15	15	15	15	30	30	30	30	30	50	50	50	50	50
NSX100 L/R/HB1/HB2 MA 50	LRD 33 55	30/40		15	15	15	30	30	30	30	30	50	50	50	50	50
NSX100 L/R/HB1/HB2 MA 50	LRD 33 57	37/50		15	15	15	30	30	30	30	30	50	50	50	50	50
NSX100 L/R/HB1/HB2 MA 100	LRD 33 59	48/65			15	15		30	30	30	30	50	50	50	50	50
NSX100 L/R/HB1/HB2 MA 100	LRD 33 63	63/80				15			30	30	30	50	50	50	50	50
NSX100 L/R/HB1/HB2 MA 100	LRD 33 65 or 43 65	80/100								30	30		50	50	50	50
NSX160 L MA 150	LRD 43 67	95/150													T	T
NSX250 L/R/HB1/HB2 MA 220	LR9 F5371	132/220														12
NSX100 L/R/HB1/HB2	Micrologic 2.2 M or 6.2 E-M	25/50		15	15	15	30	30	30	30	30	50	50	50	50	50
		100								15	15		50	50	50	50
NSX160 L	Micrologic 2.2 M or 6.2 E-M	25/50		12	12	12	T	T	T	T	T	T	T	T	T	T
		100								15	15			T	T	T
		150									15					T
NSX250 L/R/HB1/HB2	Micrologic 2.2 M or 6.2 E-M	≤ 100								8	8			12	12	12
		150													12	12
		220														12

T	Total discrimination, up to the breaking capacity of the downstream circuit breaker.
4	Discrimination limit = 4 kA or the breaking capacity of the downstream circuit breaker when lower.
	No discrimination.

Note: respect the basic rules of discrimination, for overload and short-circuit, see introduction or check curves.

Discrimination table at 690 V

Upstream: Compact NS630b-1600N/H
Downstream: TeSys GV2, GV3, TeSys U, Compact NSX100-630

Upstream		NS630b-1600 N (30 kA) / H (40 kA)							NS630b-1600 N (30 kA) / H (40 kA)							NS630b-1600 N (30 kA) / H (40 kA)						
Trip unit		Micrologic 2.0							Micrologic 5.0 - 6.0 - 7.0 Inst 15 In							Micrologic 5.0 - 6.0 - 7.0 Inst OFF						
Downstream	Rating (A)	630			800	1000	1250	1600	630			800	1000	1250	1600	630			800	1000	1250	1600
	Setting Ir	250	400	630	800	1000	1250	1600	250	400	630	800	1000	1250	1600	250	400	630	800	1000	1250	1600
Discrimination limit (kA)																						
GV2 L03 - L06		T	T	T	T	T	T	T	T	T	T	T	T	T	T	T	T	T	T	T	T	T
GV2 L07 - L32 + LA9 LB920		T	T	T	T	T	T	T	T	T	T	T	T	T	T	T	T	T	T	T	T	T
LUB12 + LA9 LB20		T	T	T	T	T	T	T	T	T	T	T	T	T	T	T	T	T	T	T	T	T
LUB32 + LA9 LB20		T	T	T	T	T	T	T	T	T	T	T	T	T	T	T	T	T	T	T	T	T
LUB12 + LUA LB1		T	T	T	T	T	T	T	T	T	T	T	T	T	T	T	T	T	T	T	T	T
LUB32 + LUA LB1		T	T	T	T	T	T	T	T	T	T	T	T	T	T	T	T	T	T	T	T	T
GV3 32-65		T	T	T	T	T	T	T	T	T	T	T	T	T	T	T	T	T	T	T	T	T
NSX100 L/R/HB1/HB2 MA < 100	≤ 100	T	T	T	T	T	T	T	T	T	T	T	T	T	T	T	T	T	T	T	T	T
NSX160 L MA < 150	≤ 150	T	T	T	T	T	T	T	T	T	T	T	T	T	T	T	T	T	T	T	T	T
NSX250 L/R/HB1/HB2 MA < 220	≤ 220	T	T	T	T	T	T	T	T	T	T	T	T	T	T	T	T	T	T	T	T	T
NSX100 L/R/HB1/HB2 TM-D	≤ 100	T	T	T	T	T	T	T	T	T	T	T	T	T	T	T	T	T	T	T	T	T
NSX160 L TM-D	≤ 160	T	T	T	T	T	T	T	T	T	T	T	T	T	T	T	T	T	T	T	T	T
NSX250 L/R/HB1/HB2 TM-D	≤ 125	T	T	T	T	T	T	T	T	T	T	T	T	T	T	T	T	T	T	T	T	T
	160	T	T	T	T	T	T	T	T	T	T	T	T	T	T	T	T	T	T	T	T	T
	200		T	T	T	T	T	T		T	T	T	T	T	T		T	T	T	T	T	T
	250		T	T	T	T	T	T		T	T	T	T	T	T		T	T	T	T	T	T
NSX100 L/R/HB1/HB2 Micrologic	40	T	T	T	T	T	T	T	T	T	T	T	T	T	T	T	T	T	T	T	T	T
	100	T	T	T	T	T	T	T	T	T	T	T	T	T	T	T	T	T	T	T	T	T
NSX160 L Micrologic	40	T	T	T	T	T	T	T	T	T	T	T	T	T	T	T	T	T	T	T	T	T
	100	T	T	T	T	T	T	T	T	T	T	T	T	T	T	T	T	T	T	T	T	T
	160	T	T	T	T	T	T	T	T	T	T	T	T	T	T	T	T	T	T	T	T	T
NSX250 L/R/HB1/HB2 Micrologic	≤ 100	2.5	4	T	T	T	T	T	T	T	T	T	T	T	T	T	T	T	T	T	T	T
	160	2.5	4	T	T	T	T	T	T	T	T	T	T	T	T	T	T	T	T	T	T	T
	250		4	T	T	T	T	T	T	T	T	T	T	T	T		T	T	T	T	T	T
NSX400 S/L/R/HB1/HB2 1.3 M	320			T	T	T	T	T			T	T	T	T	T			T	T	T	T	T
NSX400 S/L/R/HB1/HB2 Micrologic	160	2.5	4	T	T	T	T	T	T	T	T	T	T	T	T	T	T	T	T	T	T	T
	200		4	T	T	T	T	T		T	T	T	T	T	T		T	T	T	T	T	T
	250		4	T	T	T	T	T		T	T	T	T	T	T		T	T	T	T	T	T
	320			T	T	T	T	T			T	T	T	T	T			T	T	T	T	T
	400			T	T	T	T	T			T	T	T	T	T			T	T	T	T	T
NSX630 S/L/R/HB1/HB2 1.3 M	500				T	T	T	T				T	T	T	T				T	T	T	T
NSX630 S/L/R/HB1/HB2 Micrologic	250		4	6.3	T	T	T	T		T	T	T	T	T	T		T	T	T	T	T	T
	320			6.3	T	T	T	T			T	T	T	T	T			T	T	T	T	T
	400			6.3	T	T	T	T			T	T	T	T	T			T	T	T	T	T
	500				T	T	T	T				T	T	T	T				T	T	T	T
	630					T	T	T					T	T	T					T	T	T

T	Total discrimination, up to the breaking capacity of the downstream circuit breaker.
4	Discrimination limit = 4 kA.
	No discrimination.

Note: respect the basic rules of discrimination, for overload and short-circuit, see introduction or check curves.

Upstream: Compact NS630b-1600N/H
Downstream: Compact NS630b-1600

Upstream		NS630b-1600 N (30 kA) / H (40 kA)						NS630b-1600 N (30 kA) / H (40 kA)						NS630b-1600 N (30 kA) / H (40 kA)					
Trip unit		Micrologic 2.0						Micrologic 5.0 - 6.0 - 7.0 Inst 15 In						Micrologic 5.0 - 6.0 - 7.0 Inst position OFF					
Downstream	Rating (A)	630		800	1000	1250	1600	630		800	1000	1250	1600	630		800	1000	1250	1600
	Setting Ir	400	630	800	1000	1250	1600	400	630	800	1000	1250	1600	400	630	800	1000	1250	1600
Discrimination limit (kA)																			
NS630b N/H Micrologic	250	4	6.3	8	10	12.5	16	9.4	9.4	12	15	18	18	18	18	18	18	18	18
	320		6.3	8	10	12.5	16		9.4	12	15	18	18		18	18	18	18	18
	400		6.3	8	10	12.5	16		9.4	12	15	18	18		18	18	18	18	18
	500			8	10	12.5	16			12	15	18	18			18	18	18	18
	630				10	12.5	16				15	18	18				18	18	18
NS800 N/H Micrologic	320		6.3	8	10	12.5	16		9.4	12	15	18	18		18	18	18	18	18
	400		6.3	8	10	12.5	16		9.4	12	15	18	18		18	18	18	18	18
	500			8	10	12.5	16			12	15	18	18			18	18	18	18
	630				10	12.5	16				15	18	18			18	18	18	18
	800					12.5	16					18	18				18	18	18
NS1000 N/H Micrologic	400		6.3	8	10	12.5	16		9.4	12	15	18	18		18	18	18	18	18
	500			8	10	12.5	16			12	15	18	18			18	18	18	18
	630				10	12.5	16				15	18	18				18	18	18
	800					12.5	16					18	18					18	18
	1000						16						18						18
NS1250 N/H Micrologic	500			8	10	12.5	16			12	15	18	18			18	18	18	18
	630				10	12.5	16				15	18	18				18	18	18
	800					12.5	16					18	18					18	18
	1000						16						18						18
	1250																		
NS1600 N/H Micrologic	630				10	12.5	16				15	18	18				18	18	18
	800					12.5	16					18	18					18	18
	960						16						18						18
	1250																		
	1600																		
NS630b LB Micrologic	250	4	6.3	8	10	12.5	30	9.4	9.4	12	15	18.7	30	30	30	30	30	30	30
	320		6.3	8	10	12.5	30		9.4	12	15	18.7	30		30	30	30	30	30
	400		6.3	8	10	12.5	30		9.4	12	15	18.7	30		30	30	30	30	30
	500			8	10	12.5	30			12	15	18.7	30			30	30	30	30
	630				10	12.5	30				15	18.7	30				30	30	30
NS800 LB Micrologic	320		6.3	8	10	12.5	30		9.4	12	15	18.7	30		30	30	30	30	30
	400		6.3	8	10	12.5	30		9.4	12	15	18.7	30		30	30	30	30	30
	500			8	10	12.5	30			12	15	18.7	30			30	30	30	30
	630				10	12.5	30				15	18.7	30				30	30	30
	800					12.5	30					18.7	30					30	30

4	Discrimination limit = 4 kA.
	No discrimination.

Note: respect the basic rules of discrimination, for overload and short-circuit, see introduction or check curves.

Discrimination table at 690 V

Upstream: Compact NS1600b-3200N
Downstream: TeSys GV2, GV3, TeSys U, Compact NSX100-630, Compact NS630b-3200

Upstream		NS1600-3200N (65 kA)				NS1600-3200N (65 kA)				NS1600-3200N (65 kA)			
Trip unit		Micrologic 2.0				Micrologic 5.0 - 6.0 - 7.0 Inst 15 In				Micrologic 5.0 - 6.0 - 7.0 Inst OFF			
Downstream	Rating (A)	1600	2000	2500	3200	1600	2000	2500	3200	1600	2000	2500	3200
Discrimination limit (kA)													
GV2 L03 - L06		T	T	T	T	T	T	T	T	T	T	T	T
GV2 L07 - L32 + LA9 LB920		T	T	T	T	T	T	T	T	T	T	T	T
LUB12 + LA9 LB20		T	T	T	T	T	T	T	T	T	T	T	T
LUB32 + LA9 LB20		T	T	T	T	T	T	T	T	T	T	T	T
LUB12 + LUA LB1		T	T	T	T	T	T	T	T	T	T	T	T
LUB32 + LUA LB1		T	T	T	T	T	T	T	T	T	T	T	T
GV3 32-65		T	T	T	T	T	T	T	T	T	T	T	T
Compact NSX L/R/HB1/HB2 TM-D / MA	NSX100	T	T	T	T	T	T	T	T	T	T	T	T
	NSX250	T	T	T	T	T	T	T	T	T	T	T	T
Compact NSX L TM-D / MA	NSX160	T	T	T	T	T	T	T	T	T	T	T	T
Compact NSX L/R/HB1/HB2 Micrologic	NSX100	T	T	T	T	T	T	T	T	T	T	T	T
	NSX250	T	T	T	T	T	T	T	T	T	T	T	T
Compact NSX L Micrologic	NSX160	T	T	T	T	T	T	T	T	T	T	T	T
Compact NSX L/R/HB1/HB2	NSX400	T	T	T	T	T	T	T	T	T	T	T	T
	NSX630	T	T	T	T	T	T	T	T	T	T	T	T
Compact NS N	NS630b	16	20	25	T	24	T	T	T	T	T	T	T
	NS800	16	20	25	T	24	T	T	T	T	T	T	T
	NS1000	16	20	25	T	24	T	T	T	T	T	T	T
	NS1250		20	25	T		T	T	T		T	T	T
	NS1600			25	T			T	T			T	T
Compact NS H	NS630b	16	20	25	32	24	30	37.5	T	T	T	T	T
	NS800	16	20	25	32	24	30	37.5	T	T	T	T	T
	NS1000	16	20	25	32	24	30	37.5	T	T	T	T	T
	NS1250		20	25	32		30	37.5	T		T	T	T
	NS1600			25	32			37.5	T			T	T
Compact NS N	NS1600b			25	32			37.5	T			60	60
	NS2000				32				T				60
	NS2500												
	NS3200												
Compact NS LB	NS630b LB	T	T	T	T	T	T	T	T	T	T	T	T
	NS800LB	T	T	T	T	T	T	T	T	T	T	T	T

T	Total discrimination, up to the breaking capacity of the downstream circuit breaker.
4	Discrimination limit = 4 kA.
	No discrimination.

Note: respect the basic rules of discrimination, for overload and short-circuit, see introduction or check curves.

Upstream: NS630b-800LB
Downstream: TeSys GV2, GV3, TeSys U, Compact NSX100-630, Compact NS630b-800

Upstream		NS630b-800LB (75 kA)					NS630b-800LB (75 kA)					NS630b-800LB (75 kA)				
Trip unit		Micrologic 2.0					Micrologic 5.0 - 6.0 - 7.0 Inst 15 In					Micrologic 5.0 - 6.0 - 7.0 Inst OFF				
Downstream	Rating (A)	630			800		630			800		630			800	
	Setting Ir	250	400	630	630	800	250	400	630	630	800	250	400	630	630	800
Discrimination limit (kA)																
GV2 L03 - L06		T	T	T	T	T	T	T	T	T	T	T	T	T	T	T
GV2 L07 - L32 + LA9 LB920		T	T	T	T	T	T	T	T	T	T	T	T	T	T	T
LUB12 + LA9 LB20		T	T	T	T	T	T	T	T	T	T	T	T	T	T	T
LUB32 + LA9 LB20		T	T	T	T	T	T	T	T	T	T	T	T	T	T	T
LUB12 + LUA LB1		T	T	T	T	T	T	T	T	T	T	T	T	T	T	T
LUB32 + LUA LB1		T	T	T	T	T	T	T	T	T	T	T	T	T	T	T
NSX100 L/R/HB1/HB2 MA	≤ 100	15	15	15	30	30	15	15	15	30	30	15	15	15	30	30
NSX160 L MA	≤ 150	10	10	10	30	30	10	10	10	30	30	10	10	10	30	30
NSX250 L/R/HB1/HB2 MA	≤ 220	10	10	10	10	10	10	10	10	10	10	10	10	10	10	10
NSX100 L TM-D	≤ 100	15	15	15	T	T	15	15	15	T	T	15	15	15	T	T
NSX100 R/HB1/HB2 TM-D	≤ 100	15	15	15	30	30	15	15	15	30	30	15	15	15	30	30
NSX160 L TM-D	≤ 160	10	10	10	T	T	10	10	10	T	T	10	10	10	T	T
NSX100 R/HB1/HB2 TM-D	≤ 160	10	10	10	30	30	10	10	10	30	30	10	10	10	30	30
NSX250 L TM-D	≤ 160	10	10	10	10	10	10	10	10	10	10	10	10	10	10	10
	200		10	10	10	10		10	10	10	10		10	10	10	10
	250		10	10	10	10		10	10	10	10		10	10	10	10
NSX100 L Micrologic	40	15	15	15	T	T	15	15	15	T	T	15	15	15	T	T
	100	15	15	15	T	T	15	15	15	T	T	15	15	15	T	T
NSX100 R/HB1/HB2 Micrologic	40	15	15	15	30	30	15	15	15	30	30	15	15	15	30	30
	100	15	15	15	30	30	15	15	15	30	30	15	15	15	30	30
NSX160 L Micrologic	40-100	2.5	10	10	T	T	10	10	10	T	T	10	10	10	T	T
	160	2.5	10	10	T	T	10	10	10	T	T	10	10	10	T	T
NSX250 L/R/HB1/HB2 Micrologic	≤ 160	2.5	4	10	15	15	10	10	10	15	15	10	10	10	15	15
	250		4	10	15	15		10	10	15	15		10	10	15	15
NSX400 S/L Micrologic	160	2.5	4	6.3	6.3	8	6.3	6.3	6.3	8	8	6.3	6.3	6.3	8	8
	200		4	6.3	6.3	8		6.3	6.3	8	8		6.3	6.3	8	8
	250		4	6.3	6.3	8		6.3	6.3	8	8		6.3	6.3	8	8
	320		4	6.3	6.3	8		6.3	6.3	8	8		6.3	6.3	8	8
	400			6.3	6.3	8			6.3	8	8			6.3	8	8
NSX630 S/L Micrologic	250		4	6.3	6.3	8		6.3	6.3	8	8		6.3	6.3	8	8
	320			6.3	6.3	8			6.3	8	8			6.3	8	8
	400			6.3	6.3	8			6.3	8	8			6.3	8	8
	500					8					8					8
	630															
NS630b N/H Micrologic	250		4	6.3	6.3	8		6.3	6.3	8	8		6.3	6.3	8	8
	320			6.3	6.3	8			6.3	8	8			6.3	8	8
	400			6.3	6.3	8			6.3	8	8			6.3	8	8
	500					8					8					8
	630															
NS800 N/H Micrologic	320			6.3	8	8			6.3	8	8			6.3	8	8
	400			6.3	8	8			6.3	8	8			6.3	8	8
	500					8					8					8
	≥ 630															
NS630b LB Micrologic	250		4	6.3	6.3	8		6.3	6.3	8	8		6.3	6.3	8	8
	320			6.3	6.3	8			6.3	8	8			6.3	8	8
	400			6.3	6.3	8			6.3	8	8			6.3	8	8
	500					8					8					8
	630															
NS800 LB Micrologic	320			6.3	6.3	8			6.3	8	8			6.3	8	8
	400			6.3	6.3	8			6.3	8	8			6.3	8	8
	500					8					8					8
	≥ 630															

T — Total discrimination, up to the breaking capacity of the downstream circuit breaker.

4 — Discrimination limit = 4 kA or the breaking capacity of the downstream circuit breaker when lower.

No discrimination.

Note: respect the basic rules of discrimination, for overload and short-circuit, see introduction or check curves.

Discrimination table at 690 V

Upstream: Masterpact NT06-16H1/H2
Downstream: TeSys GV2, GV3, TeSys U, Compact NSX100-630

Upstream		Masterpact NT06-16 H1/2 (42 kA)							Masterpact NT06-16 H1/2 (42 kA)							Masterpact NT06-16 H1/2 (42 kA)						
Trip unit		Micrologic 2.0							Micrologic 5.0 - 6.0 - 7.0 Inst 15 In							Micrologic 5.0 - 6.0 - 7.0 Inst OFF						
Downstream	Rating (A)	630			800	1000	1250	1600	630			800	1000	1250	1600	630			800	1000	1250	1600
	Setting Ir	250	400	630	800	1000	1250	1600	250	400	630	800	1000	1250	1600	250	400	630	800	1000	1250	1600
Discrimination limit (kA)																						
GV2 L03 - L06		T	T	T	T	T	T	T	T	T	T	T	T	T	T	T	T	T	T	T	T	T
GV2 L07 - L32 + LA9 LB920		T	T	T	T	T	T	T	T	T	T	T	T	T	T	T	T	T	T	T	T	T
LUB12 + LA9 LB20		T	T	T	T	T	T	T	T	T	T	T	T	T	T	T	T	T	T	T	T	T
LUB32 + LA9 LB20		T	T	T	T	T	T	T	T	T	T	T	T	T	T	T	T	T	T	T	T	T
LUB12 + LUA LB1		T	T	T	T	T	T	T	T	T	T	T	T	T	T	T	T	T	T	T	T	T
LUB32 + LUA LB1		T	T	T	T	T	T	T	T	T	T	T	T	T	T	T	T	T	T	T	T	T
GV3 32-65		T	T	T	T	T	T	T	T	T	T	T	T	T	T	T	T	T	T	T	T	T
NSX100 L/R/HB1/HB2 MA	≤ 100	T	T	T	T	T	T	T	T	T	T	T	T	T	T	T	T	T	T	T	T	T
NSX160 L MA	≤ 150	T	T	T	T	T	T	T	T	T	T	T	T	T	T	T	T	T	T	T	T	T
NSX250 L/R/HB1/HB2 MA	≤ 220	T	T	T	T	T	T	T	T	T	T	T	T	T	T	T	T	T	T	T	T	T
NSX100 L/R/HB1/HB2 TM-D		T	T	T	T	T	T	T	T	T	T	T	T	T	T	T	T	T	T	T	T	T
NSX160 L TM-D		T	T	T	T	T	T	T	T	T	T	T	T	T	T	T	T	T	T	T	T	T
NSX250 L/R/HB1/HB2 TM-D	≤ 125	T	T	T	T	T	T	T	T	T	T	T	T	T	T	T	T	T	T	T	T	T
	160	T	T	T	T	T	T	T	T	T	T	T	T	T	T	T	T	T	T	T	T	T
	200		T	T	T	T	T	T		T	T	T	T	T	T		T	T	T	T	T	T
	250		T	T	T	T	T	T		T	T	T	T	T	T		T	T	T	T	T	T
NSX100 L/R/HB1/HB2 Micrologic	40	T	T	T	T	T	T	T	T	T	T	T	T	T	T	T	T	T	T	T	T	T
	100	T	T	T	T	T	T	T	T	T	T	T	T	T	T	T	T	T	T	T	T	T
NSX160 L Micrologic	40	T	T	T	T	T	T	T	T	T	T	T	T	T	T	T	T	T	T	T	T	T
	100	T	T	T	T	T	T	T	T	T	T	T	T	T	T	T	T	T	T	T	T	T
	160	T	T	T	T	T	T	T	T	T	T	T	T	T	T	T	T	T	T	T	T	T
NSX250 L/R/HB1/HB2 Micrologic	≤ 100	2.5	4	T	T	T	T	T	T	T	T	T	T	T	T	T	T	T	T	T	T	T
	160	2.5	4	T	T	T	T	T	T	T	T	T	T	T	T	T	T	T	T	T	T	T
	250		4	T	T	T	T	T	T	T	T	T	T	T	T		T	T	T	T	T	T
NSX400 S/L/R/HB1/HB2 1.3 M	320			T	T	T	T	T			T	T	T	T	T			T	T	T	T	T
NSX400 S/L/R/HB1/HB2 Micrologic	160	2.5	4	T	T	T	T	T	T	T	T	T	T	T	T	T	T	T	T	T	T	T
	200		4	T	T	T	T	T		T	T	T	T	T	T		T	T	T	T	T	T
	250		4	T	T	T	T	T		T	T	T	T	T	T		T	T	T	T	T	T
	320			T	T	T	T	T			T	T	T	T	T			T	T	T	T	T
	400			T	T	T	T	T			T	T	T	T	T			T	T	T	T	T
NSX630 S/L/R/HB1/HB2 1.3 M	500				T	T	T	T				T	T	T	T				T	T	T	T
NSX630 S/L/R/HB1/HB2 Micrologic	250		4	6.3	T	T	T	T		T	T	T	T	T	T		T	T	T	T	T	T
	320			6.3	T	T	T	T			T	T	T	T	T			T	T	T	T	T
	400			6.3	T	T	T	T			T	T	T	T	T			T	T	T	T	T
	500				T	T	T	T				T	T	T	T				T	T	T	T
	630					T	T	T					T	T	T					T	T	T

T	Total discrimination, up to the breaking capacity of the downstream circuit breaker.
4	Discrimination limit = 4 kA.
	No discrimination.

Note: respect the basic rules of discrimination, for overload and short-circuit, see introduction or check curves.

Upstream: Masterpact NT06-16H1/H2
Downstream: Compact NS630b-1600

Upstream		Masterpact NT06-16 H1/2 (42 kA)						Masterpact NT06-16 H1/2 (42 kA)						Masterpact NT06-16 H1/2 (42 kA)					
Trip unit		Micrologic 2.0						Micrologic 5.0 - 6.0 - 7.0 Inst 15 In						Micrologic 5.0 - 6.0 - 7.0 Inst OFF					
Downstream	Rating (A)	630		800	1000	1250	1600	630		800	1000	1250	1600	630		800	1000	1250	1600
	Setting Ir	400	630	800	1000	1250	1600	400	630	800	1000	1250	1600	400	630	800	1000	1250	1600
Discrimination limit (kA)																			
NS630b N/H Micrologic	250	4	6.3	8	10	12.5	16	9.4	9.4	12	15	18.7	24	T	T	T	T	T	T
	320		6.3	8	10	12.5	16		9.4	12	15	18.7	24		T	T	T	T	T
	400		6.3	8	10	12.5	16		9.4	12	15	18.7	24		T	T	T	T	T
	500			8	10	12.5	16			12	15	18.7	24			T	T	T	T
	630				10	12.5	16				15	18.7	24				T	T	T
NS800 N/H Micrologic	320		6.3	8	10	12.5	16		9.4	12	15	18.7	24		T	T	T	T	T
	400		6.3	8	10	12.5	16		9.4	12	15	18.7	24		T	T	T	T	T
	500			8	10	12.5	16			12	15	18.7	24			T	T	T	T
	630				10	12.5	16				15	18.7	24			T	T	T	T
	800					12.5	16					18.7	24				T	T	T
NS1000 N/H Micrologic	400		6.3	8	10	12.5	16		9.4	12	15	18.7	24		T	T	T	T	T
	500			8	10	12.5	16			12	15	18.7	24			T	T	T	T
	630				10	12.5	16				15	18.7	24				T	T	T
	800					12.5	16					18.7	24					T	T
	1000						16						24						T
NS1250 N/H Micrologic	500			8	10	12.5	16			12	15	18.7	24			T	T	T	T
	630				10	12.5	16				15	18.7	24				T	T	T
	800					12.5	16					18.7	24					T	T
	1000						16						24						T
	1250																		
NS1600 N/H Micrologic	630				10	12.5	16				15	18.7	24				T	T	T
	800					12.5	16					18.7	24					T	T
	960						16						24						T
	1250																		
	1600																		
NS630b L/LB Micrologic	250	4	6.3	8	10	12.5	T	9.4	9.4	12	15	18.7	T	T	T	T	T	T	T
	320		6.3	8	10	12.5	T		9.4	12	15	18.7	T		T	T	T	T	T
	400		6.3	8	10	12.5	T		9.4	12	15	18.7	T		T	T	T	T	T
	500			8	10	12.5	T			12	15	18.7	T			T	T	T	T
	630				10	12.5	T				15	18.7	T				T	T	T
NS800 L/LB Micrologic	320		6.3	8	10	12.5	T		9.4	12	15	18.7	T		T	T	T	T	T
	400		6.3	8	10	12.5	T		9.4	12	15	18.7	T		T	T	T	T	T
	500			8	10	12.5	T			12	15	18.7	T			T	T	T	T
	630				10	12.5	T				15	18.7	T				T	T	T
	800					12.5	T					18.7	T					T	T
NS1000 L Micrologic	400		6.3	8	10	12.5	T		9.4	12	15	18.7	T		T	T	T	T	T
	500			8	10	12.5	T			12	15	18.7	T			T	T	T	T
	630				10	12.5	T				15	18.7	T				T	T	T
	800					12.5	T					18.7	T					T	T
	1000						T						T						T

T	Total discrimination, up to the breaking capacity of the downstream circuit breaker.
4	Discrimination limit = 4 kA.
	No discrimination.

Note: respect the basic rules of discrimination, for overload and short-circuit, see introduction or check curves.

Upstream: Masterpact NW08-20N1/H1/H2/L1 Downstream: TeSys GV2, GV3, TeSys U, Compact NSX100-630

Upstream		Masterpact NW08-20N1 (42 kA) / H1 (65 kA) / H2 (85 kA) / L1 (100 kA)							Masterpact NW08-20N1 (42 kA) / H1 (65 kA) / H2 (85 kA) / L1 (100 kA)							Masterpact NW08-20N1 (42 kA) / H1 (65 kA) / H2 (85 kA) / L1 (100 kA)						
Trip unit		Micrologic 2.0							Micrologic 5.0 - 6.0 - 7.0 Inst 15 In							Micrologic 5.0 - 6.0 - 7.0 Inst OFF						
Downstream	Rating (A)	800			1000	1250	1600	2000	800			1000	1250	1600	2000	800			1000	1250	1600	2000
	Setting Ir	320	630	800	1000	1250	1600	2000	320	630	800	1000	1250	1600	2000	320	630	800	1000	1250	1600	2000
Discrimination limit (kA)																						
GV2 L03 - L06		T	T	T	T	T	T	T	T	T	T	T	T	T	T	T	T	T	T	T	T	T
GV2 L07 - L32 + LA9 LB920		T	T	T	T	T	T	T	T	T	T	T	T	T	T	T	T	T	T	T	T	T
LUB12 + LA9 LB20		T	T	T	T	T	T	T	T	T	T	T	T	T	T	T	T	T	T	T	T	T
LUB32 + LA9 LB20		T	T	T	T	T	T	T	T	T	T	T	T	T	T	T	T	T	T	T	T	T
LUB12 + LUA LB1		T	T	T	T	T	T	T	T	T	T	T	T	T	T	T	T	T	T	T	T	T
LUB32 + LUA LB1		T	T	T	T	T	T	T	T	T	T	T	T	T	T	T	T	T	T	T	T	T
GV3 32-65		T	T	T	T	T	T	T	T	T	T	T	T	T	T	T	T	T	T	T	T	T
NSX100 L/R/HB1/HB2 MA < 100	≤ 100	T	T	T	T	T	T	T	T	T	T	T	T	T	T	T	T	T	T	T	T	T
NSX160 L MA < 150	≤ 150	T	T	T	T	T	T	T	T	T	T	T	T	T	T	T	T	T	T	T	T	T
NSX250 L/R/HB1/HB2 MA < 220	≤ 220	T	T	T	T	T	T	T	T	T	T	T	T	T	T	T	T	T	T	T	T	T
NSX100 L/R/HB1/HB2 TM-D		T	T	T	T	T	T	T	T	T	T	T	T	T	T	T	T	T	T	T	T	T
NSX160 L TM-D		T	T	T	T	T	T	T	T	T	T	T	T	T	T	T	T	T	T	T	T	T
NSX250 L/R/HB1/HB2 TM-D	≤ 125	T	T	T	T	T	T	T	T	T	T	T	T	T	T	T	T	T	T	T	T	T
	160	T	T	T	T	T	T	T	T	T	T	T	T	T	T	T	T	T	T	T	T	T
	200	3.2	T	T	T	T	T	T		T	T	T	T	T	T		T	T	T	T	T	T
	250		T	T	T	T	T	T		T	T	T	T	T	T		T	T	T	T	T	T
NSX100 L/R/HB1/HB2 Micrologic	40	T	T	T	T	T	T	T	T	T	T	T	T	T	T	T	T	T	T	T	T	T
	100	T	T	T	T	T	T	T	T	T	T	T	T	T	T	T	T	T	T	T	T	T
NSX160 L Micrologic	40	T	T	T	T	T	T	T	T	T	T	T	T	T	T	T	T	T	T	T	T	T
	100	T	T	T	T	T	T	T	T	T	T	T	T	T	T	T	T	T	T	T	T	T
	160	T	T	T	T	T	T	T	T	T	T	T	T	T	T	T	T	T	T	T	T	T
NSX250 L/R/HB1/HB2 Micrologic	≤ 100	T	T	T	T	T	T	T	T	T	T	T	T	T	T	T	T	T	T	T	T	T
	160	T	T	T	T	T	T	T	T	T	T	T	T	T	T	T	T	T	T	T	T	T
	250		T	T	T	T	T	T	T	T	T	T	T	T	T		T	T	T	T	T	T
NSX400 S/L/R/HB1/HB2 1.3 M	320			T	T	T	T	T			T	T	T	T	T			T	T	T	T	T
NSX400 S/L/R/HB1/HB2 Micrologic	160	3.2	T	T	T	T	T	T	T	T	T	T	T	T	T	T	T	T	T	T	T	T
	200	3.2	T	T	T	T	T	T	T	T	T	T	T	T	T	T	T	T	T	T	T	T
	250	3.2	T	T	T	T	T	T	T	T	T	T	T	T	T	T	T	T	T	T	T	T
	320		T	T	T	T	T	T		T	T	T	T	T	T		T	T	T	T	T	T
	400		T	T	T	T	T	T		T	T	T	T	T	T		T	T	T	T	T	T
NSX630 S/L/R/HB1/HB2 1.3 M	500				T	T	T	T				T	T	T	T				T	T	T	T
NSX630 S/L/R/HB1/HB2 Micrologic	250	3.2	6.3	T	T	T	T	T	T	T	T	T	T	T	T	T	T	T	T	T	T	T
	320		6.3	T	T	T	T	T		T	T	T	T	T	T		T	T	T	T	T	T
	400		6.3	T	T	T	T	T		T	T	T	T	T	T		T	T	T	T	T	T
	500			T	T	T	T	T			T	T	T	T	T			T	T	T	T	T
	630				T	T	T	T				T	T	T	T				T	T	T	T

T	Total discrimination, up to the breaking capacity of the downstream circuit breaker.
4	Discrimination limit = 4 kA.
	No discrimination.

Note: respect the basic rules of discrimination, for overload and short-circuit, see introduction or check curves.

Upstream: Masterpact NW25-40H1/H2/H3, NW40b-63H1/H2 Downstream: TeSys GV2, GV3, TeSys U, Compact NSX100-630, Compact NS630b-3200

Upstream		NW25-40 H1/H2/H3			NW40b-63 H1/H2			NW25-40 H1/H2/H3			NW40b-63 H1/H2			NW25-40 H1/H2/H3			NW40b-63 H1/H2		
Trip unit		Micrologic 2.0						Micrologic 5.0 - 6.0 - 7.0 Inst 15 In						Micrologic 5.0 - 6.0 - 7.0 Inst OFF					
Downstream	Rating (A)	2500	3200	4000	4000	5000	6300	2500	3200	4000	4000	5000	6300	2500	3200	4000	4000	5000	6300
Discrimination limit (kA)																			
GV2 L03 - L06		T	T	T	T	T	T	T	T	T	T	T	T	T	T	T	T	T	T
GV2 L07 - L32 + LA9 LB920		T	T	T	T	T	T	T	T	T	T	T	T	T	T	T	T	T	T
LUB12 + LA9 LB20		T	T	T	T	T	T	T	T	T	T	T	T	T	T	T	T	T	T
LUB32 + LA9 LB20		T	T	T	T	T	T	T	T	T	T	T	T	T	T	T	T	T	T
LUB12 + LUA LB1		T	T	T	T	T	T	T	T	T	T	T	T	T	T	T	T	T	T
LUB32 + LUA LB1		T	T	T	T	T	T	T	T	T	T	T	T	T	T	T	T	T	T
NSX100 L/R/HB1/HB2 MA	≤ 100	T	T	T	T	T	T	T	T	T	T	T	T	T	T	T	T	T	T
NSX160 L MA	≤ 150	T	T	T	T	T	T	T	T	T	T	T	T	T	T	T	T	T	T
NSX250 L/R/HB1/HB2 MA	≤ 220	T	T	T	T	T	T	T	T	T	T	T	T	T	T	T	T	T	T
Compact NSX L/R/HB1/HB2 TM-D	NSX100	T	T	T	T	T	T	T	T	T	T	T	T	T	T	T	T	T	T
	NSX250	T	T	T	T	T	T	T	T	T	T	T	T	T	T	T	T	T	T
Compact NSX L TM-D	NSX160	T	T	T	T	T	T	T	T	T	T	T	T	T	T	T	T	T	T
Compact NSX L/R/HB1/HB2 Micrologic	NSX100	T	T	T	T	T	T	T	T	T	T	T	T	T	T	T	T	T	T
	NSX250	T	T	T	T	T	T	T	T	T	T	T	T	T	T	T	T	T	T
Compact NSX L Micrologic	NSX160	T	T	T	T	T	T	T	T	T	T	T	T	T	T	T	T	T	T
Compact NSX S/L/R/HB1/HB2	NSX400	T	T	T	T	T	T	T	T	T	T	T	T	T	T	T	T	T	T
	NSX630	T	T	T	T	T	T	T	T	T	T	T	T	T	T	T	T	T	T
Compact NS N Micrologic	NS630b	25	T	T	T	T	T	T	T	T	T	T	T	T	T	T	T	T	T
	NS800	25	T	T	T	T	T	T	T	T	T	T	T	T	T	T	T	T	T
	NS1000	25	T	T	T	T	T	T	T	T	T	T	T	T	T	T	T	T	T
	NS1250	25	T	T	T	T	T	T	T	T	T	T	T	T	T	T	T	T	T
	NS1600	25	T	T	T	T	T	T	T	T	T	T	T	T	T	T	T	T	T
Compact NS H Micrologic	NS630b	25	32	40	40	T	T	37.5	T	T	T	T	T	T	T	T	T	T	T
	NS800	25	32	40	40	T	T	37.5	T	T	T	T	T	T	T	T	T	T	T
	NS1000	25	32	40	40	T	T	37.5	T	T	T	T	T	T	T	T	T	T	T
	NS1250	25	32	40	40	T	T	37.5	T	T	T	T	T	T	T	T	T	T	T
	NS1600	25	32	40	40	T	T	37.5	T	T	T	T	T	T	T	T	T	T	T
Compact NS N Micrologic	NS1600b	25	32	40	40	50	63	37.5	48	60	60	T	T	T	T	T	T	T	T
	NS2000	25	32	40	40	50	63	37.5	48	60	60	T	T	T	T	T	T	T	T
	NS2500		32	40	40	50	63		48	60	60	T	T		T	T	T	T	T
	NS3200			40	40	50	63			60	60	T	T			T	T	T	T
Compact NS LB Micrologic	NS630b	T	T	T	T	T	T	T	T	T	T	T	T	T	T	T	T	T	T
	NS800	T	T	T	T	T	T	T	T	T	T	T	T	T	T	T	T	T	T

T	Total discrimination, up to the breaking capacity of the downstream circuit breaker.
4	Discrimination limit = 4 kA.
	No discrimination.

Note: respect the basic rules of discrimination, for overload and short-circuit, see introduction or check curves.

Type 2 coordination table at 690 V (IEC 60947-4-1)

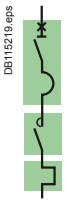

Magnetic circuit breaker (MA)

Contactor

Thermal relay

Circuit breakers, contactors and thermal relays

Performance "Iq": Ue = 690 V			
Circuit breakers	HB1	HB2	LB
Compact NSX100/160/250 MA	75 kA	100 kA	-
Compact NSX400/630 Micrologic 1.3 M	75 kA	100 kA	-
Compact NS800 Micrologic 5.0x	-	-	75 kA

Starting: normal, LRD class 10 A, LR9 class 10.

Compact NSX

Motors			Circuit breakers			contactors [1]	Thermal o/l relays	
P (kW)	I (A)	Ie max	Type	Rating (A)	Irm (A) [2]	Type	Type	Irth [3]
0.37	0.64	1	Compact NSX100-MA	12.5	75	LC1-D80	CT 1 A + LRD05	0.63...1
0.55	0.87	1	Compact NSX100-MA	12.5	75	LC1-D80	CT 1 A + LRD05	0.63...1
0.75	1.1	1.5	Compact NSX100-MA	12.5	75	LC1-D80	CT 1.5 A + LRD05	0.95...1.5
1.1	1.6	2.5	Compact NSX100-MA	12.5	75	LC1-D80	CT 2 A + LRD05	1.26...2
1.5	2.1	2.5	Compact NSX100-MA	12.5	75	LC1-D80	CT 2.5 A + LRD05	1.6...2.5
2.2	2.8	4	Compact NSX100-MA	12.5	75	LC1-D80	CT 4 A + LRD05	2.5...4
3	3.8	4	Compact NSX100-MA	12.5	75	LC1-D80	CT 4 A + LRD05	2.5...4
4	4.9	6	Compact NSX100-MA	12.5	112	LC1-D80	CT 6 A + LRD05	3.8...6
5.5	6.7	7.5	Compact NSX100-MA	12.5	112	LC1-D80	CT 7.5 A + LRD05	4.7...7.5
7.5	8.9	12.5	Compact NSX100-MA	12.5	162	LC1-D80	CT 10 A + LRD05	6.3...10
10	11.5	12.5	Compact NSX100-MA	12.5	162	LC1-D80	CT 12.5 A + LRD05	7.8...12.5
15	17	20	Compact NSX100-MA	25	300	LC1-D80	CT 20 A + LRD05	12.6...20
18.5	21	25	Compact NSX100-MA	25	325	LC1-D80	CT 24 A + LRD05	15...24
22	24	25	Compact NSX100-MA	25	325	LC1-D80	CT 30 A + LRD05	19...30
30	32	40	Compact NSX100-MA	50	550	LC1-D150	CT 40 A + LRD05	25...40
37	39	50	Compact NSX100-MA	50	650	LC1-D150	CT 50 A + LRD05	31.5...50
45	47	50	Compact NSX100-MA	50	650	LC1-D150	CT 50 A + LRD05	31.5...50
55	57	63	Compact NSX100-MA	100	900	LC1-D150	LR9-F53 63 or CT 50 A + LRD05	48...80
						LC1-F115	LR9-F53 63 or CT 50 A + LRD05	48...80
75	77	80	Compact NSX100-MA	100	1100	LC1-D150	LR9-F53 63 or CT 100 A + LRD05	48...80
						LC1-F115	LR9-F53 63 or CT 100 A + LRD05	48...80
90	93	100	Compact NSX250-MA	150	1350	LC1-F150	LR9-F53 67 or CT 100 A + LRD05	60...100
110	113	115	Compact NSX250-MA	150	1500	LC1-F185	LR9-F53 69 or CT 125 A + LRD 05	90...150
132	134	150	Compact NSX250-MA	150	1950	LC1-F330	LR9-F53 71 or CT 160 A + LRD05	132...220
160	162	220	Compact NSX250-MA	220	2860	LC1-F330	LR9-F53 71 or CT 200 A + LRD05	132...220
200	203	220	Compact NSX250-MA	220	2860	LC1-F330	LR9-F53 71 or CT 250 A + LRD05	132...220
220	223	225	Compact NSX400-Micrologic 1.3M	320	3200	LC1-F500	LR9-F73 75 or CT 320 A + LRD05	200...330
250	250	280	Compact NSX400-Micrologic 1.3M	320	3840	LC1-F500	LR9-F73 75 or CT 320 A + LRD05	200...330
315	313	330	Compact NSX630-Micrologic 1.3M	500	4500	LC1-F500	LR9-F73 75 or CT 320 A + LRD05	200...330
335	335	340	Compact NSX630-Micrologic 1.3M	500	4500	LC1-F500	LR9-F73 79 or CT 400 A+LRD05	300...500
355	354	460	Compact NSX630-Micrologic 1.3M	500	6000	LC1-F630	LR9-F73 79 or CT 400 A+LRD05	300...500
375	374	460	Compact NSX630-Micrologic 1.3M	500	6000	LC1-F630	LR9-F73 79 or CT 400 A+LRD05	300...500
400	400	460	Compact NSX630-Micrologic 1.3M	500	6000	LC1-F630	LR9-F73 81 or CT 500 A+LRD05	380...630
450	455	460	Compact NSX630-Micrologic 1.3M	500	6000	LC1-F630	LR9-F73 81 or CT 500 A+LRD05	380...630
475	475	480	Compact NS800LB - Micrologic 5.0 LR Off	800	6400	LC1-F780	LR9-F73 81 or CT 500 A+LRD05	380...630

[1] Reversers: replace LC1 with LC2; start-delta starter: replace LC1 with LC3.
[2] Ii for Micrologic 5.0 control unit.
[3] CT: Current transformer for motor thermal relay, for instance S11 range from RS ISOLSEC.

Type 2 coordination table at 690 V (IEC 60947-4-1)

Circuit breakers, contactors

Performance "Iq": Ue = 690 V				
Circuit breakers	H	HB1	HB2	LB
LA9 LB920 + Compact NS80H MA	75 kA	-	-	-
Compact NSX100/160/250 Micrologic 2.2 M/6.2 M	-	75 kA	100 kA	-
Compact NSX400/630 Micrologic 2.2 M/6.2 M	-	75 kA	100 kA	-
Compact NS800 Micrologic 5.0x	-	-	-	75 kA

Starting	Standard IEC 60947-4-1		
Micrologic	2.2 M/2.3 M	6.2 M/6.3 M	5.0
Normal (class)	5, 10	5, 10	10
Long (class)	20	20, 30	20

Compact NSX

Motors			Circuit breakers				Contactors [1]
P (kW)	I (A)	Ie max	Type	Trip unit	Irth (A)	Irm (A) [2]	Type
10	11.6	25	Compact NSX100	Micrologic 2.2 M or 6.2 M	12/25	13 Irth	LC1 D80
11	12.8	25	Compact NSX100	Micrologic 2.2 M or 6.2 M	12/25	13 Irth	LC1 D80
15	17	25	Compact NSX100	Micrologic 2.2 M or 6.2 M	12/25	13 Irth	LC1 D80
18.5	22	25	Compact NSX100	Micrologic 2.2 M or 6.2 M	12/25	13 Irth	LC1 D80
22	24	25	Compact NSX100	Micrologic 2.2 M or 6.2 M	12/25	13 Irth	LC1 D80
30	32	50	Compact NSX100	Micrologic 2.2 M or 6.2 M	25/50	13 Irth	LC1 D150 / F115
37	39	50	Compact NSX100	Micrologic 2.2 M or 6.2 M	25/50	13 Irth	LC1 D150 / F115
45	47	50	Compact NSX100	Micrologic 2.2 M or 6.2 M	25/50	13 Irth	LC1 D150 / F115
55	57	63	Compact NSX100	Micrologic 2.2 M or 6.2 M	50/100	13 Irth	LC1 D150 / F115
75	77	80	Compact NSX100	Micrologic 2.2 M or 6.2 M	50/100	13 Irth	LC1 D150 / F115
90	93	100	Compact NSX250	Micrologic 2.2 M or 6.2 M	70/150	13 Irth	LC1 F150
110	113	125	Compact NSX250	Micrologic 2.2 M or 6.2 M	70/150	13 Irth	LC1 F185
132	134	150	Compact NSX250	Micrologic 2.2 M or 6.2 M	70/150	13 Irth	LC1 F330
160	162	220	Compact NSX250	Micrologic 2.2 M or 6.2 M	100/220	13 Irth	LC1 F330
200	203	220	Compact NSX250	Micrologic 2.3 M or 6.3 M	100/220	13 Irth	LC1 F330
220	223	280	Compact NSX400	Micrologic 2.3 M or 6.3 M	160/320	13 Irth	LC1 F400 (45 kA) LC1 F500 (100 kA)
250	250	280	Compact NSX400	Micrologic 2.3 M or 6.3 M	160/320	13 Irth	LC1 F400 (45 kA) LC1 F500 (100 kA)
315	313	340	Compact NSX630	Micrologic 2.3 M or 6.3 M	250/500	13 Irth	LC1 F500
335	335	340	Compact NSX630	Micrologic 2.3 M or 6.3 M	250/500	13 Irth	LC1 F500
355	354	460	Compact NSX630	Micrologic 2.3 M or 6.3 M	250/500	13 Irth	LC1 F630
375	374	460	Compact NSX630	Micrologic 2.3 M or 6.3 M	250/500	13 Irth	LC1 F630
400	400	460	Compact NSX630	Micrologic 2.3 M or 6.3 M	250/500	13 Irth	LC1 F630
450	455	460	Compact NSX630	Micrologic 2.3 M or 6.3 M	250/500	13 Irth	LC1 F630
475	475	480	Compact NS800LB	Micrologic 5.0	320/800	13 Irth	LC1 F780

[1] Reversers: replace LC1 with LC2; start-delta starter: replace LC1 with LC3.
[2] Ii for Micrologic 5.0 control unit.

Type 2 coordination table at 690 V (IEC 60947-4-1)

Circuit breakers, contactors

Performance "Iq": Ue = 690 V				
Circuit breakers	H	HB1	HB2	LB
LA9 LB920 + Compact NS80H MA	75 kA	-	-	-
Compact NSX100/250 MA	-	75 kA	100 kA	-
Compact NSX400/630 Micrologic 1.3 M	-	75 kA	100 kA	-
Compact NS800 Micrologic 5.0x	-	-	-	75 kA

Starting: adjustable.

Compact NSX

Motors			Circuit breakers			Contactors [1]	Thermal o/l relays	
P (kW)	I (A)	Ie max	Type	Rating (A)	Irm (A)	Type	Type	Irth [2]
0.37	0.64	8	Compact NSX100-MA	12.5	75	LC1-D80	LTM R08	0.4/8
0.55	0.87	8	Compact NSX100-MA	12.5	75	LC1-D80	LTM R08	0.4/8
0.75	1.1	8	Compact NSX100-MA	12.5	75	LC1-D80	LTM R08	0.4/8
1.1	1.6	8	Compact NSX100-MA	12.5	75	LC1-D80	LTM R08	0.4/8
1.5	2.1	8	Compact NSX100-MA	12.5	75	LC1-D80	LTM R08	0.4/8
2.2	2.8	8	Compact NSX100-MA	12.5	75	LC1-D80	LTM R08	0.4/8
3	3.8	8	Compact NSX100-MA	12.5	75	LC1-D80	LTM R08	0.4/8
4	4.9	8	Compact NSX100-MA	12.5	112	LC1-D80	LTM R08	0.4/8
5.5	6.7	8	Compact NSX100-MA	12.5	112	LC1-D80	LTM R08	0.4/8
7.5	8.9	12.5	Compact NSX100-MA	12.5	162	LC1-D80	LTM R27	1.35/27
11	12.8	25	Compact NSX100-MA	25	325	LC1-D80	LTM R27	1.35/27
15	17	25	Compact NSX100-MA	25	325	LC1-D80	LTM R27	1.35/27
18.5	21	25	Compact NSX100-MA	25	325	LC1-D80	LTM R27	1.35/27
22	24	27	Compact NSX100-MA	50	400	LC1-D80	LTM R27	1.35/27
30	32	50	Compact NSX100-MA	50	650	LC1-D150/F115	LTM R100	5/100
37	39	50	Compact NSX100-MA	50	650	LC1-D150/F115	LTM R100	5/100
45	47	50	Compact NSX100-MA	50	650	LC1-D150/F115	LTM R100	5/100
55	57	63	Compact NSX100-MA	100	1100	LC1-D150/F115	LTM R100	5/100
75	77	80	Compact NSX100-MA	100	1100	LC1-D150/F115	LTM R100	5/100
90	93	100	Compact NSX250-MA	150	1350	LC1-F150	LTM R100	5/100
110	113	115	Compact NSX250-MA	150	1500	LC1-F185	LTM R08	on TC
132	134	150	Compact NSX250-MA	150	1950	LC1-F330	LTM R08	on TC
160	162	220	Compact NSX250-MA	220	2420	LC1-F330	LTM R08	on TC
200	203	220	Compact NSX250-MA	220	2420	LC1-F330	LTM R08	on TC
220	223	225	Compact NSX400-Micrologic 1.3M	320	3200	LC1-F400 45 kA LC1-F500 100 kA	LTM R08	on TC
250	250	280	Compact NSX400-Micrologic 1.3M	320	3840	LC1-F400 45 kA LC1-F500 100 kA	LTM R08	on TC
315	313	340	Compact NSX630-Micrologic 1.3M	500	4500	LC1-F500	LTM R08	on TC
335	335	340	Compact NSX630-Micrologic 1.3M	500	4500	LC1-F500	LTM R08	on TC
355	354	460	Compact NSX630-Micrologic 1.3M	500	6000	LC1-F630	LTM R08	on TC
375	374	460	Compact NSX630-Micrologic 1.3M	500	6000	LC1-F630	LTM R08	on TC
400	400	460	Compact NSX630-Micrologic 1.3M	500	6000	LC1-F630	LTM R08	on TC
450	455	460	Compact NSX630-Micrologic 1.3M	500	6000	LC1-F630	LTM R08	on TC
475	475	480	Compact NS800LB Micrologic 5 LR Off		6400	LC1-F780	LTM R08	on TC

[1] Reversers: replace LC1 with LC2; start-delta starter: replace LC1 with LC3.
[2] Check contactor and circuit breaker thermal withstand for installations with a class 30 relay.

Contents

Compact NSX100/250R: complete fixed/FC device

Compact NSX100/250R (200 kA 380/4 15 V, 45kA 690 V).....44

Compact NSX100/250HB1: complete fixed/FC device

Compact NSX100/250HB1 (85 kA 500 V, 75 kA 690 V).....46

Compact NSX100/250HB2: complete fixed/FC device

Compact NSX100/250HB2 (100 kA 500 V 100 kA 690 V).....48

Compact NSX400/630R: complete fixed/FC device

Compact NSX400/630R (200 kA 380/415 V, 45 kA 690 V).....50

Compact NSX400/630HB1: complete fixed/FC device

Compact NSX400/630HB1 (85 kA 500 V, 75 kA 690 V).....51

Compact NSX400/630HB2: complete fixed/FC device

Compact NSX400/630HB2 (85 kA 500 V, 100 kA 690 V).....53

Compact NSX100/250R: complete fixed/FC device

Compact NSX100/250R (200 kA 380/4 15 V, 45kA 690 V)

No equivalences with compact NS

New compact NSX performances

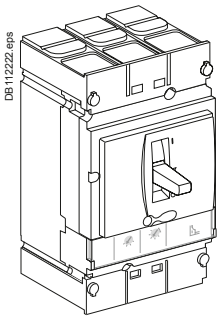

Compact NSX100/250R		
With thermal-magnetic trip unit TM-D		
Compact NSX100R (200 kA 380/415 V, 45kA 690 V)		
Rating	**3P 3d**	**4P 4d**
TM40D	**LV433200**	**LV433201**
TM50D	**LV433202**	**LV433203**
TM63D	**LV433204**	**LV433205**
TM80D	**LV433206**	**LV433207**
TM100D	**LV433208**	**LV433209**
Compact NSX250R (200 kA 380/415 V, 45kA 690 V)		
TM125D	**LV433470**	**LV433471**
TM160D	**LV433472**	**LV433473**
TM200D	**LV433474**	**LV433475**
TM250D	**LV433476**	**LV433477**
With electronic trip unit Micrologic 2.2 (LS_oI protection)		
Compact NSX100R (200 kA 380/415 V, 45 kA 690 V)		
Rating	**3P 3d**	**4P 3d, 4d, 3d + N/2**
40 A	**LV433270**	**LV433271**
100 A	**LV433272**	**LV433273**
Compact NSX250R (200 kA 380/415 V, 45 kA 690 V)		
100 A	**LV433510**	**LV433511**
160 A	**LV433512**	**LV433513**
250 A	**LV433514**	**LV433515**
With electronic trip unit Micrologic 5.2 E (LSI protection, energy meter)		
Compact NSX100R (200 kA 380/415 V, 45 kA 690 V)		
Rating	**3P 3d**	**4P 3d, 4d, 3d + N/2, OSN**
40 A	**LV433277**	**LV433278**
100 A	**LV433279**	**LV433280**
Compact NSX250R (200 kA 380/415 V, 45 kA 690 V)		
100 A	**LV433518**	**LV433519**
160 A	**LV433520**	**LV433521**
250 A	**LV433522**	**LV433523**
With electronic trip unit Micrologic 6.2 E (LSIG protection, energy meter)		
Compact NSX100R (200 kA 380/415 V, 45 kA 690 V)		
40 A	**LV433281**	**LV433282**
100 A	**LV433283**	**LV433284**
Compact NSX250R (200 kA 380/415 V, 45 kA 690 V)		
100 A	**LV433524**	**LV433525**
160 A	**LV433526**	**LV433527**
250 A	**LV433528**	**LV433529**

Compact NSX100/250R: complete fixed/FC device

Compact NSX100/250R (200 kA 380/415 V, 45 kA 690 V)

Compact NSX100/250R	
With magnetic trip unit MA	
Compact NSX100R (200 kA 380/415 V 45 kA 690 V)	
Rating	**3P 3d**
MA12.5	**LV433242**
MA25	**LV433243**
MA50	**LV433244**
MA100	**LV433245**
Compact NSX250R (200 kA 380/415 V, 45 kA 690 V)	
MA150	**LV433500**
MA220	**LV433501**
With electronic trip unit Micrologic 2.2-M (LS_0I magnetic protection)	
Compact NSX100R (200 kA 380/415 V, 45 kA 690 V)	
25 A	**LV433274**
50 A	**LV433275**
100 A	**LV433276**
Compact NSX250R (200 kA 380/415 V, 45 kA 690 V)	
150 A	**LV433516**
220 A	**LV433517**
With electronic trip unit Micrologic 6.2 E-M (LSIG motor protection, energy meter)	
Compact NSX100R (200 kA 380/415 V, 45 kA 690 V)	
25 A	**LV433285**
50 A	**LV433286**
80 A	**LV433287**
Compact NSX250R (200 kA 380/415 V, 45 kA 690 V)	
150 A	**LV433530**
220 A	**LV433531**

No equivalences with compact NS

New compact NSX performances

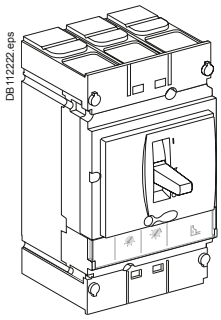

Compact NSX100/250HB1: complete fixed/FC device

Compact NSX100/250HB1 (85 kA 500 V, 75 kA 690 V)

Compact NS with TM-D trip unit is replaced by Compact NSX with Micrologic 2.2 electronic trip unit.

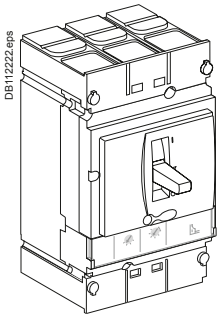

Compact NSX100/250HB1						
With thermal-magnetic trip unit TM-D						
Compact NSX100HB1 (85 kA 500 V, 75 kA 690 V)						
Rating	**3P 3d**		**4P 3d**		**4P 4d**	
16 A	**LV433300**	29715 [1]	**LV433301**	29725 [1]	**LV433301**	29735 [1]
25 A	**LV433300**	29714 [1]	**LV433301**	29724 [1]	**LV433301**	29734 [1]
32 A	**LV433300**	29717 [1]	**LV433301**	29727 [1]	**LV433301**	29737 [1]
TM40D	**LV433210**	29713 [1]	–	29723 [1]	**LV433211**	29733 [1]
TM50D	**LV433212**	29716 [1]	–	29726 [1]	**LV433213**	29736 [1]
TM63D	**LV433214**	29712 [1]	–	29722 [1]	**LV433215**	29732 [1]
TM80D	**LV433216**	29711 [1]	–	29721 [1]	**LV433217**	29731 [1]
TM100D	**LV433218**	29710 [1]	–	29720 [1]	**LV433219**	29730 [1]
Compact NSX250HB1 (85 kA 500 V, 75 kA 690 V)						
TM125D	**LV433478**	–			**LV433479**	–
TM160D	**LV433480**	–			**LV433481**	–
TM200D	**LV433482**	–			**LV433483**	–
TM250D	**LV433484**	–			**LV433485**	–
With electronic trip unit Micrologic 2.2 (LS_oI protection)						
Compact NSX100HB1 (85 kA 500 V, 75 kA 690 V)						
Rating			**3P 3d**		**4P 3d, 4d, 3d + N/2**	
40 A			**LV433300**	29812 [1]	**LV433301**	29822 [1]
100 A			**LV433302**	29810 [1]	**LV433303**	29820 [1]
Compact NSX250HB1 (85 kA 500 V, 75 kA 690 V)						
100 A			**LV433540**	–	**LV433541**	–
160 A			**LV433542**	–	**LV433543**	–
250 A			**LV433544**	–	**LV433545**	–
With electronic trip unit Micrologic 5.2 E (LSI protection, energy meter)						
Compact NSX100HB1 (85 kA 500V, 75kA 690V)						
Rating			**3P 3d**		**4P 3d, 4d, 3d + N/2, OSN**	
40 A			**LV433307**	–	**LV433308**	–
100 A			**LV433309**	–	**LV433310**	–
Compact NSX250HB1 (85 kA 500 V, 75 kA 690 V)						
100 A			**LV433548**	–	**LV433549**	–
160 A			**LV433550**	–	**LV433551**	–
250 A			**LV433552**	–	**LV433553**	–
With electronic trip unit Micrologic 6.2 E (LSIG protection, energy meter)						
Compact NSX100HB1 (85 kA 500 V, 75 kA 690 V)						
40 A			**LV433311**	–	**LV433312**	–
100 A			**LV433313**	–	**LV433314**	–
Compact NSX250HB1 (85 kA 500 V, 75 kA 690 V)						
100 A			**LV433554**	–	**LV433555**	–
160 A			**LV433556**	–	**LV433557**	–
250 A			**LV433558**	–	**LV433559**	–

[1] Compact NS: end of commercialization, order the new reference Compact NSX.

Compact NSX100/250HB1: complete fixed/FC device

Compact NSX100/250HB1 (85 kA 500 V, 75 kA 690 V)

Compact NSX less part numbers = Easier to choose

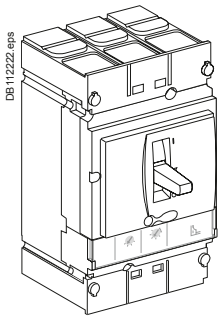

Compact NSX100/250HB1		
With magnetic trip unit MA		
Compact NSX100HB1 (85 kA 500 V, 75 kA 690 V)		
Rating	**3P 3d**	
MA2.5	**LV433248**	29005 + 29125 [1] [2] [6]
MA 6.3		29005 + 29124 [1] [2] [6]
MA12.5		29005 + 29123 [1] [6]
MA25	**LV433249**	29005 + 29122 [1] [6]
MA50	**LV433250**	29005 + 29121 [1] [6]
MA100	**LV433251**	29005 + 29120 [1] [6]
Compact NSX250HB1 (885 kA 500 V, 75 kA 690 V)		
MA150	**LV433502**	–
MA220	**LV433503**	–
With electronic trip unit Micrologic 2.2-M (LS_0I motor protection)		
Compact NSX100HB1 (85 kA 500 V, 75 kA 690 V)		
20 A	**LV433304**	29005 + 29175 [1] [3] [6]
25 A		29005 + 29174 [1] [6]
40 A	**LV433305**	29005 + 29173 [1] [4] [6]
50 A		29005 + 29172 [1] [6]
80 A	**LV433306**	29005 + 29171 [1] [5] [6]
100 A		29005 + 29170 [1] [6]
Compact NSX250HB1 (85 kA 500 V, 75 kA 690 V)		
150 A	**LV433546**	–
220 A	**LV433547**	–
With electronic trip unit Micrologic 6.2 E-M (LSIG motor protection, energy meter)		
Compact NSX100HB1 (85 kA 500 V, 75 kA 690 V)		
25 A	**LV433315**	–
50 A	**LV433316**	–
80 A	**LV433317**	–
Compact NSX250HB1 (85 kA 500 V, 75 kA 690 V)		
150 A	**LV433560**	–
220 A	**LV433561**	–

[1] Compact NS: end of commercialization, order the new reference Compact NSX.
[2] No equivalent Compact NSX690 offer but we can use MA12.5.
[3] No equivalent Compact NSX690 offer but we can use MA25.
[4] No equivalent Compact NSX690 offer but we can use MA50.
[5] No equivalent Compact NSX690 offer but we can use MA100.
[6] Basic frame reference + Trip unit reference: with Compact NSX you only need to order one part number to get the complete breaker.

Compact NSX100/250HB2: complete fixed/FC device

Compact NSX100/250HB2 (100 kA 500 V 100 kA 690 V)

No equivalences with compact NS

New compact NSX performances

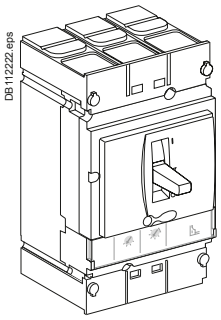

Compact NSX100/250HB2		
With thermal-magnetic trip unit TM-D		
Compact NSX100HB2 (100 kA 500 V, 100 kA 690 V)		
Rating	**3P 3d**	**4P 4d**
TM40D	**LV433220**	**LV433221**
TM50D	**LV433222**	**LV433223**
TM63D	**LV433224**	**LV433225**
TM80D	**LV433226**	**LV433227**
TM100D	**LV433228**	**LV433229**
Compact NSX250HB2 (100 kA 500 V, 100 kA 690 V)		
TM125D	**LV433486**	**LV433487**
TM160D	**LV433488**	**LV433489**
TM200D	**LV433490**	**LV433491**
TM250D	**LV433492**	**LV433493**
With electronic trip unit Micrologic 2.2 (LS_0I protection)		
Compact NSX100HB2 (100 kA 500 V, 100 kA 690 V)		
Rating	**3P 3d**	**4P 3d, 4d, 3d + N/2**
40 A	**LV433330**	**LV433331**
100 A	**LV433332**	**LV433333**
Compact NSX250HB2 (100 kA 500 V, 100 kA 690 V)		
100 A	**LV433570**	**LV433571**
160 A	**LV433572**	**LV433573**
250 A	**LV433574**	**LV433575**
With electronic trip unit Micrologic 5.2 E (LSI protection, energy meter)		
Compact NSX100HB2 (100 kA 500 V, 100 kA 690 V)		
Rating	**3P 3d**	**4P 3d, 4d, 3d + N/2, OSN**
40 A	**LV433337**	**LV433338**
100 A	**LV433339**	**LV433340**
Compact NSX250HB2 (100 kA 500V, 100kA 690V)		
100 A	**LV433578**	**LV433579**
160 A	**LV433580**	**LV433581**
250 A	**LV433582**	**LV433583**
With electronic trip unit Micrologic 6.2 E (LSIG protection, energy meter)		
Compact NSX100HB2 (100 kA 500 V, 100 kA 690 V)		
40 A	**LV433341**	**LV433342**
100 A	**LV433343**	**LV433344**
Compact NSX250HB2 (100 kA 500 V, 100 kA 690 V)		
100 A	**LV433584**	**LV433585**
160 A	**LV433586**	**LV433587**
250 A	**LV433588**	**LV433589**

Compact NSX100/250HB2: complete fixed/FC device

Compact NSX100/250HB2 (100 kA 500 V, 100 kA 690 V)

Compact NSX100/250HB2	
With magnetic trip unit MA	
Compact NSX100HB2 (100 kA 500 V, 100 kA 690 V)	
Rating	**3P 3d**
MA12.5	**LV433254**
MA25	**LV433255**
MA50	**LV433256**
MA100	**LV433257**
Compact NSX250HB2 (100 kA 500 V, 100 kA 690 V)	
MA150	**LV433504**
MA220	**LV433505**
With electronic trip unit Micrologic 2.2-M (LS_0I motor protection)	
Compact NSX100HB2 (100 kA 500 V, 100 kA 690 V)	
25 A	**LV433334**
50 A	**LV433335**
100 A	**LV433336**
Compact NSX250HB2 (100 kA 500 V, 100 kA 690 V)	
150 A	**LV433576**
220 A	**LV433577**
With electronic trip unit Micrologic 6.2 E-M (LSIG motor protection, energy meter)	
Compact NSX100HB2 (100 kA 500 V, 100 kA 690 V)	
25 A	**LV433345**
50 A	**LV433346**
80 A	**LV433347**
Compact NSX250HB2 (100 kA 500 V 100 kA 690 V)	
150 A	**LV433590**
220 A	**LV433591**

No equivalences with compact NS

New compact NSX performances

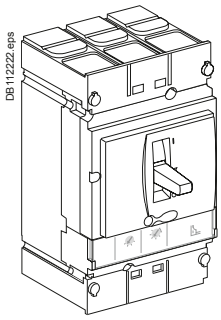

Compact NSX400/630R: complete fixed/FC device

Compact NSX400/630R (200 kA 380/415 V, 45 kA 690 V)

No equivalences with compact NS

New compact NSX performances

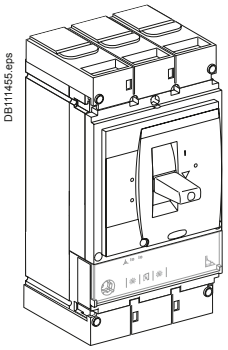

Compact NSX400/630R		
Electronic trip unit Micrologic 2.3 (LSOI protection)		
Compact NSX400R (200 kA 380/415 V, 45 kA 690 V)		
Rating	**3P 3d**	**4P 3d, 4d, 3d + N/2**
250 A	**LV433600**	**LV433601**
400 A	**LV433602**	**LV433603**
Compact NSX630R (200 kA 380/415 V, 45 kA 690 V)		
630 A	**LV433700**	**LV433701**
Electronic trip unit Micrologic 5.3 E (LSI protection, energy meter)		
Compact NSX400R (200 kA 380/415 V, 45 kA 690 V)		
Rating	**3P 3d**	**4P 3d, 4d, 3d + N/2,3d + OSN**
400 A	**LV433606**	**LV433607**
Compact NSX630R (200 kA 380/415 V, 45 kA 690 V)		
630 A	**LV433704**	**LV433705**
Electronic trip unit Micrologic 6.3 E (LSIG protection, energy meter)		
Compact NSX400R (200 kA 380/415 V, 45 kA 690 V)		
400 A	**LV433608**	**LV433609**
Compact NSX630R (200 kA 380/415 V, 45 kA 690 V)		
630 A	**LV433706**	**LV433707**
Electronic trip unit Micrologic 1.3-M A (I motor protection)		
Compact NSX400R (200 kA 380/415 V, 45kA 690 V)		
Rating	**3P 3d**	
320 A	**LV433604**	
Compact NSX630R (200 kA 380/415 V, 45 kA 690 V)		
500 A	**LV433702**	
Electronic trip unit Micrologic 2.3-M (LSOI motor protection)		
Compact NSX400R (200 kA 380/415 V, 45 kA 690 V)		
320 A	**LV433605**	
Compact NSX630R (200 kA 380/415 V, 45 kA 690 V)		
500 A	**LV433703**	
With electronic trip unit Micrologic 6.3 E-M (LSIG motor protection, energy meter)		
Compact NSX400R (200 kA 380/415 V, 45 kA 690 V)		
320 A	**LV433610**	
Compact NSX630R (200 kA 380/415 V, 45 kA 690 V)		
500 A	**LV433708**	

Compact NSX400/630HB1: complete fixed/FC device

Compact NSX400/630HB1 (85 kA 500 V, 75 kA 690 V)

Compact NSX
less part numbers =
Easier to choose

Compact NSX400/630HB1				
Electronic trip unit Micrologic 2.3 (LSOI protection)				
Compact NSX400HB1 (85 kA 500 V, 75 kA 690 V)				
Rating	**3P 3d**		**4P 3d, 4d, 3d + N/2**	
150 A	**LV433542** [2]	32384+32432 [1] [3]	**LV433543** [2]	32389+32432 [1] [3]
250 A	**LV433544** [2]	32394+32432 [1] [3]	**LV433545** [2]	32399+32432 [1] [3]
	LV433620		**LV433621**	
400 A	**LV433622**	32405+32432 [1] [3]	**LV433623**	32410+32432 [1] [3]
Compact NSX630HB1 (85 kA 500 V, 75 kA 690 V)				
630 A	**LV433720**	–	**LV433721**	–
Electronic trip unit Micrologic 5.3 E (LSI protection, energy meter)				
Compact NSX400HB1 (85 kA 500 V, 75 kA 690 V)				
Rating	**3P 3d**		**4P 3d, 4d, 3d + N/2,3d + OSN**	
150 A	**LV433550** [2]	32384+32433 [1] [3]	**LV433551** [2]	32389+32433 [1] [3]
250 A	**LV433552** [2]	32394+32433 [1] [3]	**LV433553** [2]	32399+32433 [1] [3]
400 A	**LV433626**	32405+32433 [1] [3]	**LV433627**	32410+32433 [1] [3]
Compact NSX630HB1 (85 kA 500 V, 75 kA 690 V)				
630 A	**LV433724**	–	**LV433725**	–
Electronic trip unit Micrologic 6.3 E (LSIG protection, energy meter)				
Compact NSX400HB1 (85 kA 500 V, 75 kA 690 V)				
400 A	**LV433628**	–	**LV433629**	–
Compact NSX630HB1 (85 kA 500V, 75 kA 690 V)				
630 A	**LV433726**	–	**LV433727**	–

[1] Compact NS: end of commercialization, order the new reference Compact NSX.
[2] Smaller size for 250A rating: Compact NS400L can be replaced by Compact NSX250 HB1.
[3] Basic frame reference + Trip unit reference: with Compact NSX you only need to order one part number to get the complete breaker.

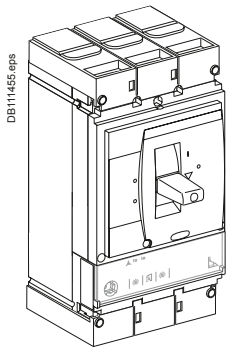

Compact NSX400/630HB1: complete fixed/FC device

Compact NSX400/630HB1 (85 kA 500 V, 75 kA 690 V)

Compact NSX less part numbers = Easier to choose

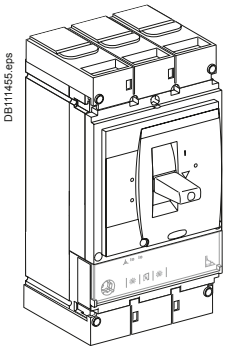

Compact NSX400/630HB1		
Electronic trip unit Micrologic 1.3-M A (I magnetic protection)		
Compact NSX400HB1 (85 kA 500 V, 75 kA 690 V)		
Rating	**3P 3d**	
320 A	**LV433624**	32405+32751 [1] [2]
Compact NSX630HB1 (85 kA 500 V, 75 kA 690 V)		
500 A	**LV433722**	–
Electronic trip unit Micrologic 2.3-M (LSOI motor protection)		
Compact NSX400HB1 (85 kA 500 V, 75kA 690V)		
150 A	**LV433576**	32384+32430 [1] [2]
220 A	**LV433577**	32394+32430 [1] [2]
320 A	**LV433625**	32405+32430 [1] [2]
Compact NSX630HB1 (85 kA 500 V, 75 kA 690 V)		
500 A	**LV433723**	–
With electronic trip unit Micrologic 6.3 E-M (LSIG motor protection, energy meter)		
Compact NSX400HB1 (85 kA 500 V, 75 kA 690 V)		
320 A	**LV433630**	–
Compact NSX630HB1 (85 kA 500 V, 75 kA 690 V)		
500 A	**LV433728**	–

[1] Compact NS: end of commercialization, order the new reference Compact NSX.
[2] Basic frame reference + Trip unit reference: with Compact NSX you only need to order one part number to get the complete breaker.

Compact NSX400/630HB2: complete fixed/FC device

Compact NSX400/630HB2 (85 kA 500 V, 100 kA 690 V)

Compact NSX400/630HB2		
Electronic trip unit Micrologic 2.3 (LSOI protection)		
Compact NSX400HB2 (85 kA 500 V, 100 kA 690 V)		
Rating	**3P 3d**	**4P 3d, 4d, 3d + N/2**
250 A	**LV433640**	**LV433641**
400 A	**LV433642**	**LV433643**
Compact NSX630HB2 (85 kA 500 V, 100 kA 690 V)		
630 A	**LV433740**	**LV433741**
Electronic trip unit Micrologic 5.3 E (LSI protection, energy meter)		
Compact NSX400HB2 (85 kA 500 V, 100 kA 690 V)		
Rating	**3P 3d**	**4P 3d, 4d, 3d + N/2,3d + OSN**
400 A	**LV433646**	**LV433647**
Compact NSX630HB2 (85 kA 500 V, 100 kA 690 V)		
630 A	**LV433744**	**LV433745**
Electronic trip unit Micrologic 6.3 E (LSIG protection, energy meter)		
Compact NSX400HB2 (85 kA 500 V, 100 kA 690 V)		
400 A	**LV433648**	**LV433649**
Compact NSX630HB2 (85 kA 500 V, 100 kA 690 V)		
630 A	**LV433746**	**LV433747**
Electronic trip unit Micrologic 1.3-M A (I motor protection)		
Compact NSX400HB2 (85 kA 500 V, 100 kA 690 V)		
Rating	**3P 3d**	
320 A	**LV433644**	
Compact NSX630HB2 (85 kA 500 V, 100 kA 690 V)		
500 A	**LV433742**	
Electronic trip unit Micrologic 2.3-M (LSOI motor protection)		
Compact NSX400HB2 (85 kA 500 V, 100 kA 690 V)		
320 A	**LV433645**	
Compact NSX630HB2 (85 kA 500 V, 100 kA 690 V)		
500 A	**LV433743**	
With electronic trip unit Micrologic 6.3 E-M (LSIG motor protection, energy meter)		
Compact NSX400HB2 (85 kA 500 V, 100 kA 690 V)		
320 A	**LV433650**	
Compact NSX630HB2 (85 kA 500 V, 100 kA 690 V)		
500 A	**LV433748**	

No equivalences with compact NS

New compact NSX performances

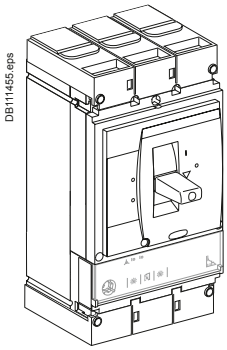

Notes

Notes

Notes

Schneider Electric Industries SAS

35, rue Joseph Monier
CS 30323
92506 Rueil Malmaison Cedex
France

RCS Nanterre 954 503 439
Capital social 896 313 776 €
www.schneider-electric.com

As standards, specifications and designs change from time to time, please ask for confirmation of the information given in this publication.

Publication: Schneider Electric Industries SAS
Photos: Schneider Electric
Publishing:

PEFC
10-31-1247

This document has been printed on ecological paper.

ART097567 © 2016 - Schneider Electric - All rights reserved