Masterpact™ MTZ

Catalogue numbers and spare parts 2018

Power circuit breakers and switch-disconnectors

schneider-electric.com

Life Is On | Schneider Electric

Green Premium™

Endorsing eco-friendly products in the industry

Green Premium™
Product

Green Premium is the only label that allows you to effectively develop and promote an environmental policy whilst preserving your business efficiency. This ecolabel guarantees compliance with up-to-date environmental regulations, but it does more than this.

Over 75% of Schneider Electric manufactured products have been awarded the Green Premium ecolabel

Discover what we mean by green …

Check your products!

Schneider Electric's Green Premium ecolabel is committed to offering transparency, by disclosing extensive and reliable information related to the environmental impact of its products:

RoHS

Schneider Electric products are subject to RoHS requirements at a worldwide level, even for the many products that are not required to comply with the terms of the regulation. Compliance certificates are available for products that fulfil the criteria of this European initiative, which aims to eliminate hazardous substances.

REACh

Schneider Electric applies the strict REACh regulation on its products at a worldwide level, and discloses extensive information concerning the presence of SVHC (Substances of Very High Concern) in all of its products.

PEP: Product Environmental Profile

Schneider Electric publishes complete set of environmental data, including carbon footprint and energy consumption data for each of the lifecycle phases on all of its products, in compliance with the ISO 14025 PEP ecopassport program. PEP is especially useful for monitoring, controlling, saving energy, and/or reducing carbon emissions.

EoLI: End of Life Instructions

Available at the click of a button, these instructions provide:

- Recyclability rates for Schneider Electric products.
- Guidance to mitigate personnel hazards during the dismantling of products and before recycling operations.
- Parts identification for recycling or for selective treatment, to mitigate environmental hazards/ incompatibility with standard recycling processes.

Order your circuit breaker

Order your Masterpact MTZ through digital tools
MyPact I-3
Masterpact MTZ Product Code I-5
GoDigital I-6

MTZ1 06 to MTZ1 16 fixed circuit breakers
Circuit breakers I-7
Connections I-8
Indication contacts and remote operation I-9
Remote operation I-10

MTZ1 06 to MTZ1 16 drawout circuit breakers
Circuit breakers I-11
Connections I-12
Chassis locking and accessories I-13
Indication contacts and remote operation I-14
Remote operation I-15

Accessories for MTZ1 06 to MTZ1 16 fixed or drawout circuit breakers I-16

MTZ1 06 to MTZ1 16 fixed switch-disconnectors
Switch-disconnectors I-18
Connections I-19

MTZ1 06 to MTZ1 16 drawout switch-disconnectors
Switch-disconnectors I-20
Connections I-21

MTZ2 08 to MTZ3 63 fixed circuit breakers
Circuit breakers I-22
Connections I-23
Indication contacts and remote operation I-24
Remote operation I-25

MTZ2 08 to MTZ3 63 drawout circuit breakers I-26
Circuit breakers I-26
Chassis and connections I-27
Chassis locking and accessories I-28
Indication contacts and remote operation I-30
Remote operation I-31

Accessories for MTZ2 08 to MTZ3 63 fixed and drawout circuit breakers I-32

MTZ2 08 to MTZ3 63 fixed switch-disconnectors
Switch-disconnectors I-34
Connections I-35
Connections I-37

MTZ2 08 to MTZ3 63 circuit breakers with neutral on the right
Circuit breakers I-38

MTZ2 08 to MTZ2 40 - 1000 V AC
Drawout circuit breakers and switch-disconnectors I-39
Drawout circuit breakers and switch-disconnectors
Chassis and connections I-40

Order your circuit breaker

Masterpact MTZ1

Connection I-41
Micrologic X control unit, communication option, accessories I-42
Remote operation I-43
Chassis locking and accessories I-44
Clusters - NT chassis retrofit to MTZ1 ..... I-45
Circuit breaker locking and accessories I-46
Mechanical interlocking for source changeover I-47
Indication contacts I-48
Communication, monitoring and control I-49

Masterpact MTZ2/3

Connection I-50
Micrologic X control unit, communication option, accessories I-51
Remote operation I-52
Chassis locking and accessories I-53
Clusters - NW chassis retrofit to MTZ2/MTZ3 ..... I-54
Circuit breaker locking and accessories I-55
Mechanical interlocking for source changeover I-56
Indication contacts I-57
Communication, monitoring and control I-58

I

Other chapters

Select your circuit breakers and switch-disconnectors A-1
Select your Micrologic X control unit B-1
Customize your Micrologic X with digital modules C-1
Customize your circuit breaker with accessories D-1
Integrate in Smart panels - Architecture and systems E-1
Integrate in switchboard F-1
Integrate in special applications - Source-changeover systems G-1
Services H-1

Life Is On Schneider Electric

Order your Masterpact MTZ through digital tools

MyPact

To simplify and expedite the ordering of Masterpact MTZ, three new tools are introduced:
■ **MyPact:** An online software tool to help create and save the configuration of LV Circuit breaker.
It ensures quick and errorless configuration and ordering
■ **Product Code**: An alphanumeric code representing the configuration of a Masterpact MTZ circuit breaker.
It simplifies the way to communicate the configuration of a Masterpact MTZ circuit breaker during ordering, sharing information and asking for help remotely.
■ **GoDigital**: An online market place to purchase Digital Modules 24/7. It allows upgrading of Masterpact MTZ at anytime anywhere.

MyPact

MyPact aims at providing a fast, secure and smart way of selecting and configuring LV Circuit Breaker ranges. It includes the selection of the basic frame, control unit, accessories and Digital Modules. Compared with the traditional way of filling up order forms or specifying customer functions, it brings the following benefits:

- state-of-the-art ergonomic, intuitive and interactive interface eases and speeds up the configuration
- configuration rules are embedded, compatible options are automatically filtered and completeness of the configuration is checked. It ensures the correct configuration and saves time fixing mistakes.
- configurations can be saved either locally or through cloud service. Repeated configuration or modified configuration can be done in a fraction of the time.

> Go to MyPact

Yesterday,

Ordering process of Masterpact NT/NW, new or repeat or modified configuration

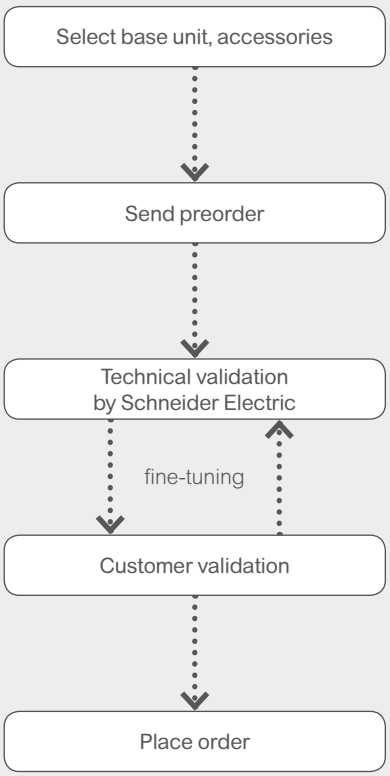

Today,

Ordering process of Masterpact MTZ with MyPact

new configuration

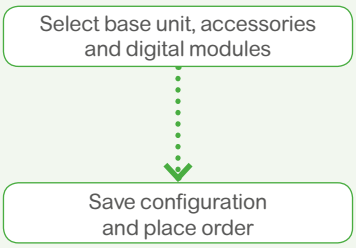

repeat or modified configuration

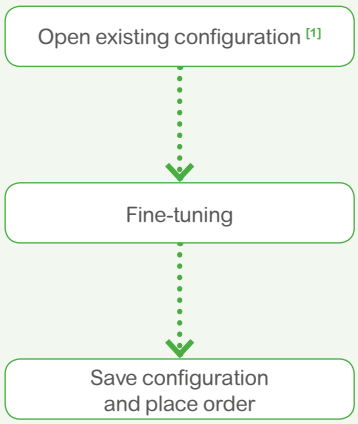

[1] Existing configuration can be opened directly in the saved configurations or by entering the Product Code.

Order your Masterpact MTZ through digital tools

MyPact

Homepage

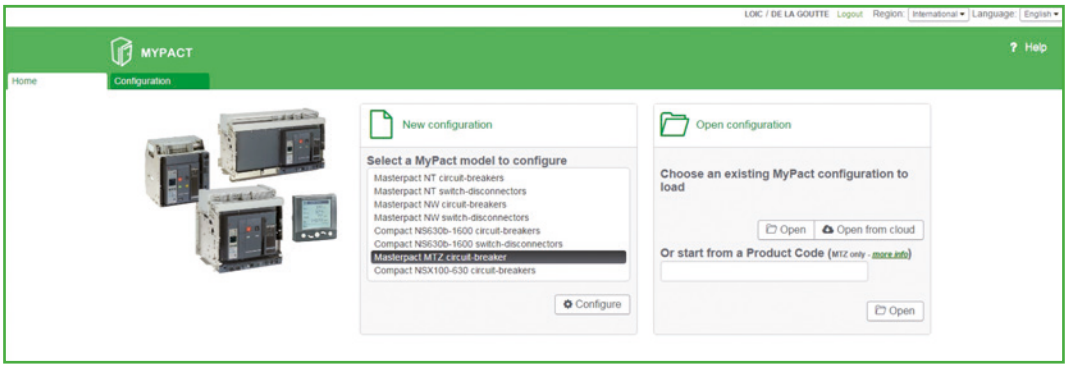

Configuration page

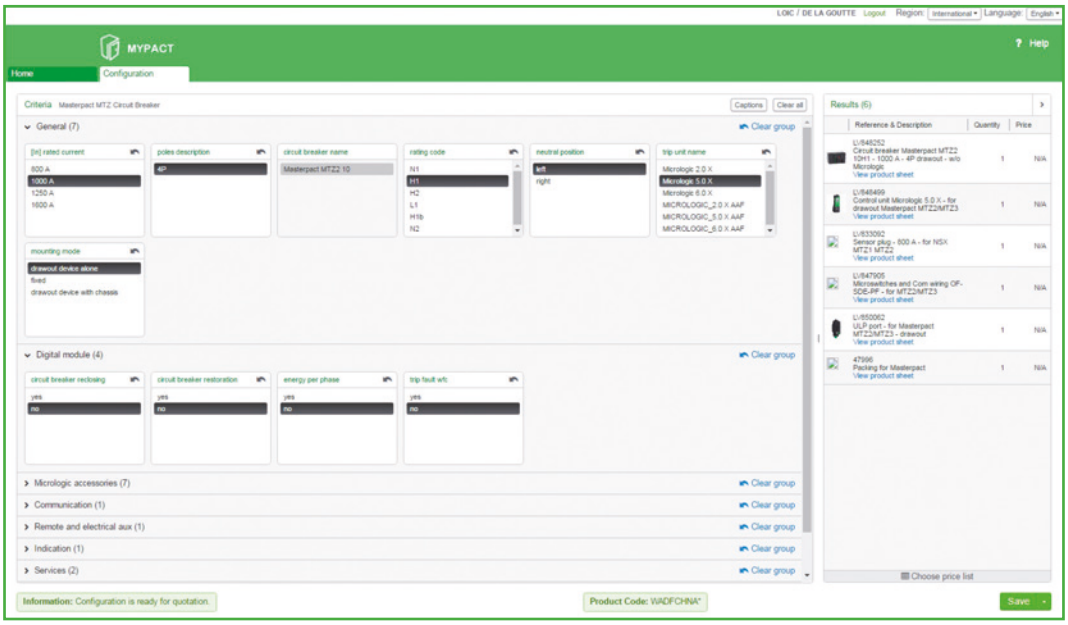

Note:

- All configurations are encouraged to be done in MyPact. If you have difficulties accessing or using MyPact, contact Schneider Electric Customer Care Centre or your Schneider Electric sales representatives for more information about MTZ ordering.
- An overview of how to use MyPact can be accessed through MyPact portal to help first time users quickly be autonomous.

Order your Masterpact MTZ through digital tools

Masterpact MTZ Product Code

Masterpact MTZ Product Code is an alphanumeric code representing the complete configuration of a Masterpact MTZ circuit breaker. It will be automatically generated for each Masterpact MTZ circuit breaker after completing the configuration through MyPact. It will appear in the invoice and delivery documents as well as the labelling on the Masterpact MTZ circuit breaker and the packaging.

Masterpact MTZ Product Code brings the following benefits:

- Quick and unique identification of the initial configuration of a circuit breaker can be achieved by reading the code on the physical products or other recordings
- Reordering of the same Masterpact MTZ circuit breaker is simplified by communicating configuration through product code
- Recording or sharing information about the initial configuration of a circuit breaker is simplified

Details of the coding rules can be accessed through MyPact portal and here are some of the highlights:

- All options of accessories are coded.
- The minimum length of the code is 9 characters and the maximum length of the code is 33* characters depending on the choice of the accessories.
- Capital letters, numbers and start sign [1] are used.

[1] The maximum length of the code may change due to future enrichment of the offer.

An example of Masterpact MTZ product code

- Masterpact type: MTZ2
- Rating: 1000A
- Sensor rating: 800A
- Performance Level: H1
- Micrologic: 5.0 X
- VPS module: Yes
- Number of poles: 4P
- Type of installation: Drawout with chassis
- Connection: Top Horizontal Bottom Horizontal
- Type of communication: ULP + EIFE without I/O module
- Accessories for Design & Installation simplification and operation efficiency: No
- Accessories for People and Property Safety: No
- Digital Modules: Energy per phase

> Product Code: WADFEEADNA**

Yesterday



Calling CCC and try to explain all the customer functions

When you want to share information with your colleagues or Schneider Electric CCC

Today

Sending a text message through CCC app with the product code

Yesterday



Engaging Schneider Electric Field Service to conduct an analysis

When you want to know the configuration of a circuit breaker

Today



Checking the product code on the physical products

Yesterday

Fill up order form or calling Schneider Electric CCC

When you want to reorder a circuit breaker

Today



Type in the product code through MyPact and send order

Order your Masterpact MTZ through digital tools
GoDigital

> Go to GoDigital

GoDigital is the Schneider Electric market place that allows you to purchase Digital Modules for Masterpact MTZ control unit Microloigc X that has already installed in the Masterpact MTZ. It provides different Digital Modules to customize your control unit with advanced protection, metering and diagnosis functionalities. It is open 24/7. With GoDigital, Panel Builders have the flexibility to further customize the Micrologic X features at last minute before commissioning the switchboard. Electrical contractors and facility managers can upgrade the install base during operational phase of product life cycle, according to new requirements, anytime, without changing the hardware or disrupting operations.*

Note: Changing the protection functions among LI (Micrologic 2.0 X), LSI (Micrologic 5.0 X), LSIG (Micrologic 6.0 X) and LSIV (Micrologic 7.0 X) requires the change of the Micrologic X.

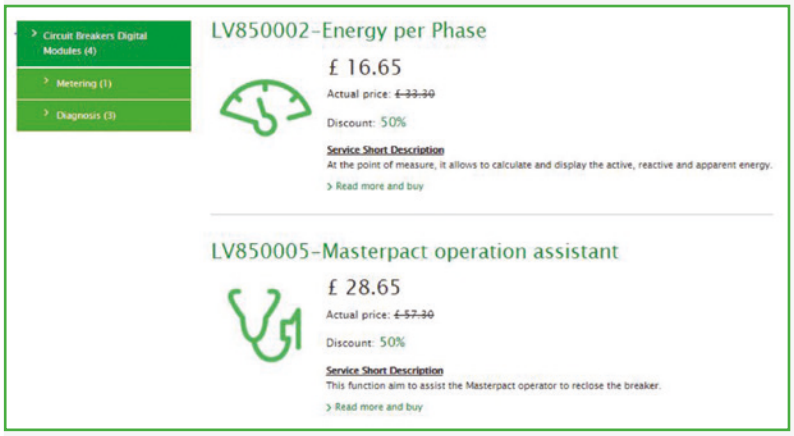

Each Digital Module purchased is delivered with a software license for a unique Micrologic X control unit and can only be installed on that particular Micrologic X. Therefore, the Micrologic X control unit serial number needs to be reregistered in the GoDigital platform for the first time purchase.

For the first purchase for a particular Micorlogic X, three ways are available:

1) Ecoreach

When connected to Micrologic X through either USB connection or IFE/EIFE connection, Ecoreach can read the unique serial number* and identify the Micrologic X. It will also show all the available Digital Modules which are compatible with the Micrologic X firmware version. When clicking “Buy”, it will direct the user to GoDigital marketplace PC version with the Micrologic X serial number automatically registered in it.

2) Masterpact MTZ mobile App

When connected to Micrologic X through either Bluetooth connection or NFC connection, Masterpact MTZ mobile App will identify the Micrologic X and proposes available Digital Modules. When clicking “Purchase”, it will direct the user to GoDigital marketplace mobile version with the Micrologic X serial number automatically registered in it.

3) GoDigital mobile version

Flash the QR code on Micrologic X using a mobile phone. Go2SE page will provide the user direct link to the mobile version of the site GoDigital. User can proceed directly with the purchasing or save the Micrologic X serial number in the “My assets” section in the GoDigital for future purchase.

For the second purchase of the same Micrologic X control unit.

4) GoDigital PC version

In the section”My assets”, choose the serial number of the Micrologic X to be upgraded and purchase the additional Digital Modules.

http://godigital.schneider-electric.com/

Note:
- Please note that GoDigital platform is only used to purchase Digital Modules for Micrologic X which is already installed.
When ordering a new circuit breaker, Digital Modules are selected in MyPact and installed in factory before delivered.
- The serial number is also printed on the faceplate of Micrologic X

MTZ1 06 to MTZ1 16 fixed circuit breakers

Circuit breakers

A Masterpact fixed circuit breaker is described by 4 catalogue numbers corresponding to:
- the basic circuit breaker
- a control unit
- a top connection
- a bottom connection.

A communication option and various auxiliaries and accessories may also be added.

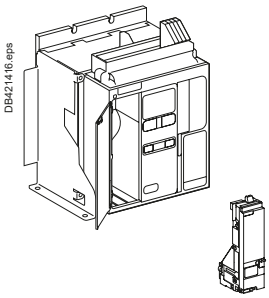

Basic circuit breaker

Type H1				
			3P	4P
	In (A at 40 °C)	Icu (kA for U = 220/440 V) - Ics = 100 % Icu		
MTZ1 06	630	42	**LV847110**	**LV847115**
MTZ1 08	800	42	**LV847120**	**LV847125**
MTZ1 10	1000	42	**LV847130**	**LV847135**
MTZ1 12	1250	42	**LV847140**	**LV847145**
MTZ1 16	1600	42	**LV847150**	**LV847155**
Type H2				
			3P	4P
	In (A at 40 °C)	Icu (kA for U = 220/440 V) - Ics = 100 % Icu		
MTZ1 06	630	50	**LV847113**	**LV847119**
MTZ1 08	800	50	**LV847123**	**LV847128**
MTZ1 10	1000	50	**LV847131**	**LV847138**
MTZ1 12	1250	50	**LV847141**	**LV847147**
MTZ1 16	1600	50	**LV847151**	**LV847157**
Type H3				
			3P	4P
	In (A at 40 °C)	Icu (kA for U = 220/440 V) - Ics = 100 % Icu		
MTZ1 06	630	66	**LV846436**	**LV846443**
MTZ1 08	800	66	**LV846437**	**LV846444**
MTZ1 10	1000	66	**LV846438**	**LV846445**
MTZ1 12	1250	66	**LV846439**	**LV846446**
MTZ1 16	1600	66	**LV846440**	**LV846447**
Type L1				
			3P	4P
	In (A at 40 °C)	Icu (kA for U = 220/440 V) - Ics = 100 % Icu		
MTZ1 06	630	150	**LV847112**	**LV847117**
MTZ1 08	800	150	**LV847122**	**LV847127**
MTZ1 10	1000	150	**LV847132**	**LV847137**

Micrologic X control unit

"Class1 IEC 61557-12 certified power meter "		
		3P/4P
Micrologic 2.0 X	basic protection	**LV847280**
Micrologic 5.0 X	selective protection	**LV847283**
Micrologic 6.0 X	selective + earth-fault protection	**LV847288**
Micrologic 7.0 X	selective + earth-leakage protection	**LV847287**

Digital modules option

	3P/4P
Energy per phase	**LV850002**
Power restoration assistant	**LV850004**
Masterpact operation assistant	**LV850005**
Individual harmonics analysis	**LV850006**
ANSI 51N/51G - Ground fault Alarm	**LV850007**
ERMS - Energy Reducing Maintenance Settings	**LV850009**
ANSI 32P - Reverse active power protection	**LV850011**
ANSI 27/59 - Under/Over voltage protection	**LV850012**
Modbus legacy dataset	**LV850045**
Waveform capture trip event	**LV850003**

Ethernet communication option

ULP Port		**LV850063**
IFM	Modbus interface	**LV434000**
IFE	Ethernet interface for LV breaker	**LV434001**
	Ethernet interface for LV breakers and gateway	**LV434002**
I/O application module		**LV434063**

Auxiliaries and accessories:
for fixed devices: see page I-16.
for fixed or drawout devices: see page I-16.
Switch-disconnector version: see page I-18.
Source changeover assembly: see page I-16.

MTZ1 06 to MTZ1 16 fixed circuit breakers
Connections

Front connection

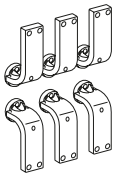
DB117100.eps

		3P	4P
630-1600 A	Top	**LV847328**	**LV847330**
	Bottom	**LV847329**	**LV847331**

Front connection accessories

Vertical connection adapters 630-1600 A

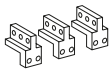
DB117080.eps

3P (3 parts)	**LV833642SP**
4P (4 parts)	**LV833643SP**

Interphase barriers

DB117109.eps

3P/4P top (3 parts)	**LV833648SP**
3P/4P bottom (3 parts)	**LV833648SP**

Arc chute screen

DB117090.eps

3P	**LV847335SP**
4P	**LV847336SP**

Rear connection

Vertical connection

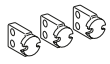
DB117077.eps

		3P	4P
630-1600 A	Top	**LV833604**	**LV833614**
	Bottom	**LV833605**	**LV833615**

Horizontal connection

DB117076.eps

		3P	4P
630-1600 A	Top	**LV833606**	**LV833616**
	Bottom	**LV833607**	**LV833617**

Rear connection accessories

DB117109.eps

Interphase barriers

3P/4P top (3 parts)	**LV833648SP**
3P/4P bottom (3 parts)	**LV833648SP**

Common accessories for front and rear connections

Spreaders

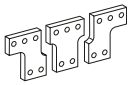
DB117075.eps

630-1600 A	3P	**LV833622SP**
	4P	**LV833623SP**
For front and horizontal rear connection		

Cable lug adapters 630-1600 A

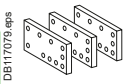
DB117079.eps

3P (3 parts)	**LV833644SP**
4P (4 parts)	**LV833645SP**

I

MTZ1 06 to MTZ1 16 fixed circuit breakers

Indication contacts and remote operation

Indication contacts

ON/OFF indication contacts (OF)

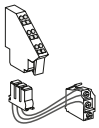
DB117067.eps

Changeover contacts (6 A - 240 V)	4 (standard)
1 low-level OF to replace 1 standard OF (4 max.)	**LV847339**

“Fault trip” indication contacts (SDE)

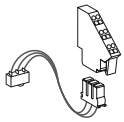
DB117099.eps

Changeover contact (6 A - 240 V)	1 (standard)
1 additional SDE (6 A - 240 V)	**LV847340**
1 additional low-level SDE	**LV847341**

Programmable contacts (programmed via Micrologic X control unit)

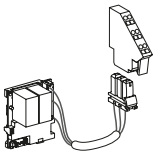
DB424639.eps

2 contacts (M2C) (5 A - 240 V)	**LV847403**

Remote operation

“Ready to close” contact (1 max.)

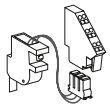
DB117070.eps

	PF
1 changeover contact (5 A - 240 V)	**LV847342**
1 low-level changeover contact	**LV847343**

Electrical closing pushbutton

DB424640.eps

	BPFE
1 pushbutton	**LV847512**

Remote reset after fault trip

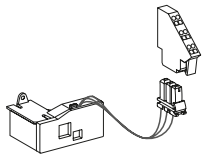
DB424641.eps

	RES
Electrical reset	
100/130 V AC	**LV847344**
200/240 V AC	**LV847345**
Automatic reset	RAR
Adaptation	**LV847346**

MTZ1 06 to MTZ1 16 fixed circuit breakers

Remote operation

Remote ON/OFF

Gear motor

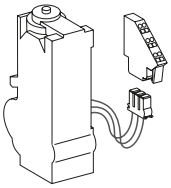

DB117072.eps

		MCH
AC 50/60 Hz	48 V	**LV847391**
	100/130 V	**LV847395**
	200/240 V	**LV847396**
	277/415 V	**LV847398**
	440/480 V	**LV847400**
DC	24/30 V	**LV847390**
	48/60 V	**LV847391**
	100/130 V	**LV847392**
	200/250 V	**LV847393**

Instantaneous voltage releases

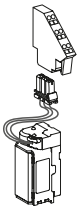

DB424642.eps

		Closing release	Opening release
Standard		XF	MX
AC 50/60 Hz	24/30 V DC, 24 V AC	**LV847350**	**LV847360**
DC	48/60 V DC, 48 V AC	**LV847351**	**LV847361**
	100/130 V AC/DC	**LV847352**	**LV847362**
	200/250 V AC/DC	**LV847353**	**LV847363**
	277 V AC	**LV847354**	**LV847364**
	380/480 V AC	**LV847355**	**LV847365**
Diagnostics & Communicating		XF diag & com	MX diag & com
AC 50/60 Hz	24/30 V DC, 24 V AC	**LV847311**	**LV847321**
DC	48/60 V DC, 48 V AC	**LV847312**	**LV847322**
	100/130 V AC/DC	**LV847313**	**LV847323**
	200/250 V AC/DC	**LV847314**	**LV847324**
	277 V AC	**LV847315**	**LV847325**
	380/480 V AC	**LV847316**	**LV847326**

		Opening release
Standard		MN
AC 50/60 Hz	24/30 V DC, 24 V AC	**LV847380**
DC	48/60 V DC, 48 V AC	**LV847381**
	100/130 V AC/DC	**LV847382**
	200/250 V AC/DC	**LV847383**
	380/480 V AC	**LV847385**
Diagnostics		MN diag
AC 50/60 Hz	24/30 V DC, 24 V AC	**LV836700**
DC	48/60 V DC, 48 V AC	**LV836701**
	100/130 V AC/DC	**LV836702**
	200/250 V AC/DC	**LV836703**
	380/480 V AC	**LV836704**

Remote tripping

Instantaneous voltage release

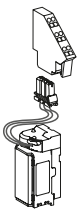

DB424642.eps

		2nd MX
AC 50/60 Hz	24/30 V DC, 24 V AC	**LV847370**
DC	48/60 V DC, 48 V AC	**LV847371**
	100/130 V AC/DC	**LV847372**
	200/250 V AC/DC	**LV847373**
	277 V AC	**LV847374**
	380/480 V AC	**LV847375**

MN delay unit

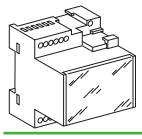

DB117105.eps

		R (non-adjustable)	Rr (adjustable)
AC 50/60 Hz	48/60 V AC/DC		**LV833680SP**
DC	100/130 V AC/DC	**LV833684SP**	**LV833681SP**
	200/250 V AC/DC	**LV833685SP**	**LV833682SP**
	380/480 V AC/DC		**LV833683SP**

[1] No compatible with any version of MN coils.

MTZ1 06 to MTZ1 16 drawout circuit breakers

Circuit breakers

A Masterpact drawout circuit breaker is described by 5 catalogue numbers corresponding to:
- the basic circuit breaker
- a control unit
- a chassis
- a top connection
- a bottom connection.

A communication option and various auxiliaries and accessories may also be added.

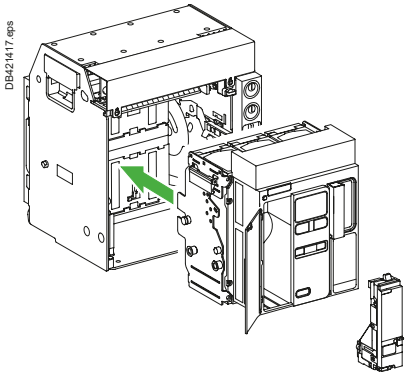

Basic circuit breaker

Type H1				
			3P	4P
	In (A at 40 °C)	Icu (kA for U = 220/440 V) - Ics = 100 % Icu		
MTZ1 06	630	42	**LV847200**	**LV847205**
MTZ1 08	800	42	**LV847210**	**LV847215**
MTZ1 10	1000	42	**LV847220**	**LV847225**
MTZ1 12	1250	42	**LV847230**	**LV847235**
MTZ1 16	1600	42	**LV847240**	**LV847245**
Type H2				
			3P	4P
	In (A at 40 °C)	Icu (kA for U = 220/440 V) - Ics = 100 % Icu		
MTZ1 06	630	50	**LV847203**	**LV847209**
MTZ1 08	800	50	**LV847211**	**LV847218**
MTZ1 10	1000	50	**LV847221**	**LV847228**
MTZ1 12	1250	50	**LV847231**	**LV847237**
MTZ1 16	1600	50	**LV847241**	**LV847247**
Type H3				
			3P	4P
	In (A at 40 °C)	Icu (kA for U = 220/440 V) - Ics = 100 % Icu		
MTZ1 06	630	66	**LV846450**	**LV846457**
MTZ1 08	800	66	**LV846451**	**LV846458**
MTZ1 10	1000	66	**LV846452**	**LV846459**
MTZ1 12	1250	66	**LV846453**	**LV846460**
MTZ1 16	1600	66	**LV846454**	**LV846461**
Type L1				
			3P	4P
	In (A at 40 °C)	Icu (kA for U = 220/415 V) - Ics = 100 % Icu		
MTZ1 06	630	150	**LV847202**	**LV847207**
MTZ1 08	800	150	**LV847212**	**LV847217**
MTZ1 10	1000	150	**LV847222**	**LV847227**

Micrologic X control unit

"Class1 IEC 61557-12 certified power meter "		
		3P/4P
Micrologic 2.0 X	basic protection	**LV847281**
Micrologic 5.0 X	selective protection	**LV847284**
Micrologic 6.0 X	selective + earth-fault protection	**LV847292**
Micrologic 7.0 X	selective + earth-leakage protection	**LV865307**

Digital modules option

	3P/4P
Energy per phase	**LV850002**
Power restoration assistant	**LV850004**
Masterpact operation assistant	**LV850005**
Individual harmonics analysis	**LV850006**
ANSI 51N/51G - Ground fault Alarm	**LV850007**
ERMS - Energy Reducing Maintenance Settings	**LV850009**
ANSI 32P - Reverse active power protection	**LV850011**
ANSI 27/59 - Under/Over voltage protection	**LV850012**
Modbus legacy dataset	**LV850045**
Waveform capture trip event	**LV850003**

Chassis

For type H1 - H2 -H3		
	3P	4P
630-1250 A	**LV833722**	**LV833725**
1600 A	**LV833723**	**LV833726**
For type L1		
	3P	4P
630-1000 A	**LV833723**	**LV833726**

Ethernet communication option

ULP port		**LV850064**
EIFE	Embedded ethernet interface for LV breaker	**LV851100**
IFM	Modbus interface	**LV434000**
IFE	Ethernet interface for LV breaker	**LV434001**
	Ethernet interface for LV breakers and gateway	**LV434002**
I/O application module		**LV434063**

Auxiliaries and accessories:
for drawout devices: see page I-16.
for fixed or drawout devices: see page I-16.
Switch-disconnector version: see page I-18.
Source changeover assembly: see page I-16.

MTZ1 06 to MTZ1 16 drawout circuit breakers
Connections

Chassis front connection

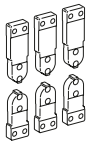
DB117068.eps

		3P	4P
630-1600 A	Top	**LV833727**	**LV833733**
	Bottom	**LV833728**	**LV833734**

Front connection accessories

Vertical connection adapters 630-1600 A

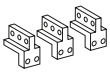
DB117080.eps

3P (3 parts)	**LV833642SP**
4P (4 parts)	**LV833643SP**

Chassis rear connection

Vertical connection

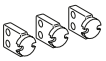
DB117077.eps

		3P	4P
630-1600 A	Top	**LV833729**	**LV833735**
	Bottom	**LV833730**	**LV833736**

Horizontal connection

DB117076.eps

		3P	4P
630-1600 A	Top	**LV833731**	**LV833737**
	Bottom	**LV833732**	**LV833738**

Rear connection accessories

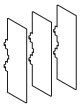
DB117078.eps

Interphase barriers [1]

3P/4P (3 parts)	**LV833768SP**

[1] The same kit covers the top and the bottom connections on the same time.

Common accessories for front and rear connection

Spreaders

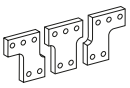
DB117075.eps

630-1600 A	3P	**LV833622SP**
	4P	**LV833623SP**

For front and horizontal rear connection.

Cable lug adapters 630-1600 A

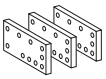
DB117079.eps

3P (3 parts)	**LV833644SP**
4P (4 parts)	**LV833645SP**

I

MTZ1 06 to MTZ1 16 drawout circuit breakers

Chassis locking and accessories

Chassis locking

"Disconnected" position locking

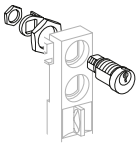
DB117108.eps

By padlocks

	VCPO	Standard

By Profalux keylocks

Profalux	1 lock with 1 key + adaptation kit	**LV833773**
	2 locks 1 key + adaptation kit	**LV833774**
	2 locks 2 different keys + adaptation kit	**LV833775**

By Ronis keylocks

Ronis	1 lock with 1 key + adaptation kit	**LV833776**
	2 locks 1 key + adaptation kit	**LV833777**
	2 locks 2 different keys + adaptation kit	**LV833778**
Optional disconnected/test/connected position locking		**LV833779**
Adaptation kit (without keylock):	adaptation kit Profalux / Ronis	**LV833769SP**
	adaptation kit Castell	**LV833771SP**
	adaptation kit Kirk	**LV833772SP**

Door interlock (1 part)

DB424643.eps

Right-hand side of chassis (VPECD)	**LV833786**
Left-hand side of chassis (VPECG)	**LV833787**

Racking interlock

DB424644.eps

Racking interlock (VPOC)	**LV833788**

Breaker mismatch protection

DB117096.eps

Breaker mismatch protection (VDC)	**LV833767SP**

Chassis accessories

Arc chute cover

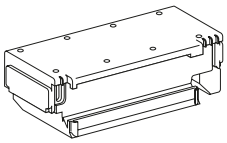
DB117102.eps

3P/4P	Standard

Auxiliary terminal shield (CB)

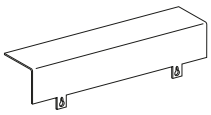
DB117104.eps

Terminal shield	3P	**LV833763**
	4P	**LV833764**

Safety shutters as standard

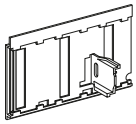
DB117103.eps

Safety shutters (VO)	3P	Standard
	4P	Standard

I

MTZ1 06 to MTZ1 16 drawout circuit breakers

Indication contacts and remote operation

Indication contacts

ON/OFF indication contacts (OF)

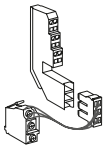
DB117063.eps

Changeover contacts (6 A - 240 V)	4 (standard)
1 low-level OF to replace 1 standard OF (4 max.)	**LV833806**

"Fault trip" indication contacts (SDE)

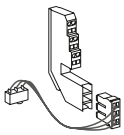
DB117098.eps

Changeover contact (6 A - 240 V)	1 (standard)
1 additional SDE (6 A - 240 V)	**LV847430**
1 additional low-level SDE	**LV847431**

Programmable contacts (programmed via Micrologic X control unit)

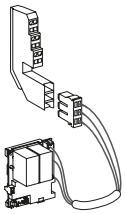
DB424645.eps

2 contacts M2C (5 A - 240 V)	**LV847483**

Carriage switches (connected / disconnected / test position)

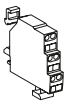
DB117061.eps

Changeover contacts (6 A - 240 V)	
1 connected position contact (3 max.)	**LV833751**
1 test position contact (1 max.)	**LV833752**
1 disconnected position contact (2 max.)	**LV833753**
And/or low-level changeover contacts	
1 connected position contact (3 max.)	**LV833754**
1 test position contact (1 max.)	**LV833755**
1 disconnected position contact (2 max.)	**LV833756**

Auxiliary terminals for chassis alone

3 wire terminal (30 parts)	**LV847071SP**
6 wire terminal (10 parts)	**LV847072SP**
Jumpers (10 parts)	**LV847900SP**

Remote operation

"Ready to close" contact (1 max.)

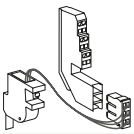
DB117059.eps

	PF
1 changeover contact (5 A - 240 V)	**LV847432**
1 low-level changeover contact	**LV847433**

Electrical closing pushbutton

DB424640.eps

	BPFE
1 pushbutton	**LV847512**

Remote reset after fault trip

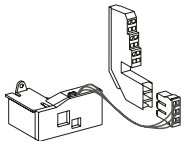
DB117062.eps

	RES
Electrical reset	
100/130 V AC	**LV847434**
200/240 V AC	**LV847435**
Automatic reset	RAR
Adaptation	**LV847346**

MTZ1 06 to MTZ1 16 drawout circuit breakers

Remote operation

Remote ON/OFF

Gear motor

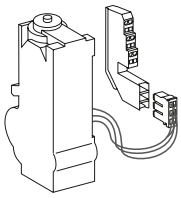

		MCH
AC 50/60 Hz	48 V	**LV847461**
	100/130 V	**LV847465**
	200/240 V	**LV847466**
	277/415 V	**LV847468**
	440/480 V	**LV847470**
DC	24/30 V	**LV847460**
	48/60 V	**LV847461**
	100/130 V	**LV847462**
	200/250 V	**LV847463**

Instantaneous voltage releases

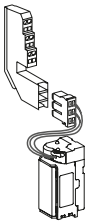

		Closing release	Opening release
Standard		XF	MX
AC 50/60 Hz	24/30 V DC, 24 V AC	**LV847440**	**LV833810**
DC	48/60 V DC, 48 V AC	**LV847441**	**LV833811**
	100/130 V AC/DC	**LV847442**	**LV833812**
	200/250 V AC/DC	**LV847443**	**LV833813**
	277 V AC	**LV847444**	**LV833814**
	380/480 V AC	**LV847445**	**LV833815**
Diagnostics & Communicating		XF diag & com	MX diag & com
AC 50/60 Hz	24/30 V DC, 24 V AC	**LV847412**	**LV833792**
DC	48/60 V DC, 48 V AC	**LV847413**	**LV833793**
	100/130 V AC/DC	**LV847414**	**LV833794**
	200/250 V AC/DC	**LV847415**	**LV833795**
	277 V AC	**LV847416**	**LV833796**
	380/480 V AC	**LV847417**	**LV833797**

		Opening release
Standard		MN
AC 50/60 Hz	24/30 V DC, 24 V AC	**LV833819**
DC	48/60 V DC, 48 V AC	**LV833820**
	100/130 V AC/DC	**LV833821**
	200/250 V AC/DC	**LV833822**
	380/480 V AC	**LV833824**
Diagnostics		MN diag
AC 50/60 Hz	24/30 V DC, 24 V AC	**LV836710**
DC	48/60 V DC, 48 V AC	**LV836711**
	100/130 V AC/DC	**LV836712**
	200/250 V AC/DC	**LV836713**
	380/480 V AC	**LV836714**

Remote tripping

Instantaneous voltage release

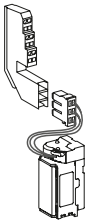

		2nd MX
AC 50/60 Hz	24/30 V DC, 24 V AC	**LV847450**
DC	48/60 V DC, 48 V AC	**LV847451**
	100/130 V AC/DC	**LV847452**
	200/250 V AC/DC	**LV847453**
	277 V AC	**LV847454**
	380/480 V AC	**LV847455**

MN delay unit

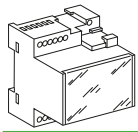

		R (non-adjustable)	Rr (adjustable)
AC 50/60 Hz	48/60 V AC/DC		**LV833680SP**
DC	100/130 V AC/DC	**LV833684SP**	**LV833681SP**
	200/250 V AC/DC	**LV833685SP**	**LV833682SP**
	380/480 V AC/DC		**LV833683SP**

[1] No compatible with any version of MN coils.

Accessories for MTZ1 06 to MTZ1 16 fixed or drawout circuit breakers

Circuit breaker locking

Pushbutton locking device

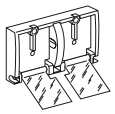

By padlocks	**LV833897**

OFF position locking

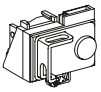

By padlocks + BPFE support

	VCPO	**LV847514**

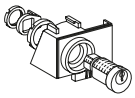

By Profalux keylocks

Profalux	1 lock with 1 key + adaptation kit	**LV847519**
	2 locks 1 key + adaptation kit	**LV847520**

By Ronis keylocks

Ronis	1 lock with 1 key + adaptation kit	**LV847521**
	2 locks 1 key + adaptation kit	**LV847522**
Adaptation kit (without keylock):	adaptation kit Profalux / Ronis	**LV847515SP**
	adaptation kit Kirk	**LV847517SP**
	adaptation kit Castell	**LV847518SP**

Cable-type door interlock

1 complete assembly for Masterpact MTZ1 fixed devices	**LV833920SP**
1 complete assembly for Masterpact MTZ1 drawout devices	**LV833921SP**

Mechanical interlocking for source changeover

Interlocking using connecting rods

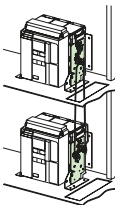

Choose 1 kit of 2 adaptation fixtures + 1 set of rods	
Kit of 2 Masterpact MTZ1 adaptation fixtures for fixed devices	**LV833203SP**
Kit of 2 Msterpact MTZ1 adaptation fixtures for drawout devices	**LV833204SP**
1 set of 2 interlocking rods	**LV833210SP**

Interlocking using cables [1]

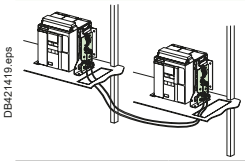

Choose 2 adaptation fixtures (1 for each breaker) + 1 set of cables	
1 adaptation fixture for Masterpact MTZ1 fixed devices	**LV833200SP**
1 adaptation fixture for Masterpact MTZ1 drawout devices	**LV833201SP**
1 set of 2 cables	**LV833209SP**

[1] Can be used with any combination of MTZ, fixed or drawout devices.

Other circuit breaker accessories

Mechanical operation counter

Operation counter CDM	**LV833895**

Escutcheon and accessories

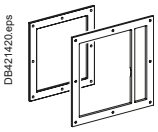

Escutcheon

Cover

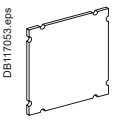

Blanking plate

	Fixed	Drawout
Escutcheon	**LV833718SP**	**LV833857SP**
Transparent cover (IP54)		**LV833859SP**
Escutcheon blanking plate		**LV833858SP**

Accessories for MTZ1 06 to MTZ1 16 fixed or drawout circuit breakers

Accessories for Micrologic control units

External sensors

External sensor for earth-leakage protection (TCE)

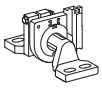
DB421348.ai

Sensor rating 400/1600 A	**LV833576SP**

Rectangular sensor for earth-leakage protection

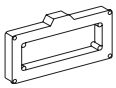
DB421430.eps

280 mm x 115 mm	**LV833573SP**

Source ground return (SGR) earth fault protection

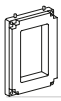
DB421429.eps

External sensor (SGR)	**LV833579SP**
MDGF summing module	**LV848891SP**

Voltage measurement input (for breakers supplied via bottom terminals)

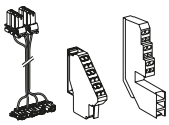
DB424867.eps

Voltage measurement input	Fixed	**LV847506**
	Drawout	**LV847507**

Voltage power supply module (VPS) for Micrologic X

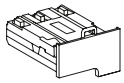
DB421408.eps

LV850060

Zone Selective Interlocking option for Micrologic X

ZSI	Standard

External power supply module (AD)

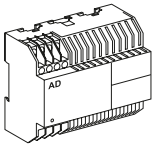

DB117082.eps

24/30 V DC
48/60 V DC
100/125 V DC
110/130 V AC
200/240 V AC
380/415 V AC

54440
54441
54442
54443
54444
54445

Restraint Interface Module - ZSI

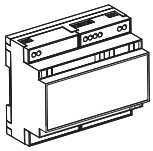
DB431951.ai

LV848892SP

Test & Commissioning equipment

USB Cable (miniUSB/USB) for Micrologic X

DB421409.eps

LV850067SP

Mobile Power Pack for Micrologic X (by APC)

DB421410.eps

LV850055SP

Special settings

To be specified when ordering

Sensors rating	MTZ1 06	MTZ1 08	MTZ1 10	MTZ1 12	MTZ1 16
400	■	■	■		
630		■	■	■	
800			■	■	■
1000				■	■
1250					■
1600					

MTZ1 06 to MTZ1 16 fixed switch-disconnectors

Switch-disconnectors

A Masterpact fixed switch-disconnector is described by 3 catalogue numbers corresponding to:
- the basic switch-disconnector
- a top connection
- a bottom connection.

Various auxiliaries and accessories may also be added.

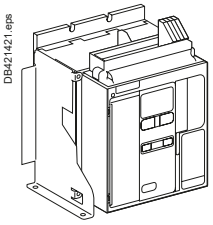

Basic switch-disconnector

Type HA

	In (A at 40 °C)	Icm (kA peak for U = 220/690 V)	3P	4P
MTZ1 06	630	60	**LV847159**	**LV847160**
MTZ1 08	800	60	**LV847161**	**LV847162**
MTZ1 10	1000	60	**LV847163**	**LV847164**
MTZ1 12	1250	60	**LV847165**	**LV847166**
MTZ1 16	1600	60	**LV847167**	**LV847168**

Auxiliaries and accessories:
for fixed devices: see page I-16.
for fixed or drawout devices: see page I-16.
Source changeover assembly: see page I-16.

MTZ1 06 to MTZ1 16 fixed switch-disconnectors
Connections

Front connection

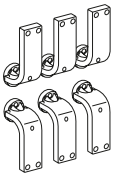
DB117100.eps

		3P	4P
630-1600 A	Top	**LV847328**	**LV847330**
	Bottom	**LV847329**	**LV847331**

Front connection accessories

Vertical connection adapters 630-1600 A

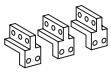
DB117080.eps

3P (3 parts)	**LV833642SP**
4P (4 parts)	**LV833643SP**

Interphase barriers

DB117109.eps

3P/4P top (3 parts)	**LV833648SP**
3P/4P bottom (3 parts)	**LV833648SP**

Rear connection

Vertical connection

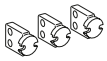
DB117077.eps

		3P	4P
630-1600 A	Top	**LV833604**	**LV833614**
	Bottom	**LV833605**	**LV833615**

Horizontal connection

DB117076.eps

		3P	4P
630-1600 A	Top	**LV833606**	**LV833616**
	Bottom	**LV833607**	**LV833617**

Rear connection accessories

DB117109.eps

Interphase barriers

3P/4P top (3 parts)	**LV833648SP**
3P/4P bottom (3 parts)	**LV833648SP**

Common accessories for front and rear connection

Spreaders

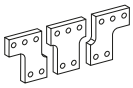
DB117075.eps

630-1600 A	3P	**LV833622SP**
	4P	**LV833623SP**
For front and horizontal rear connection		

Cable lug adapters 630-1600 A

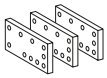
DB117079.eps

3P (3 parts)	**LV833644SP**
4P (4 parts)	**LV833645SP**

MTZ1 06 to MTZ1 16 drawout switch-disconnectors

Switch-disconnectors

A Masterpact drawout switch-disconnector is described by 4 catalogue numbers corresponding to:
- the basic switch-disconnector
- a chassis
- a top connection
- a bottom connection.

Various auxiliaries and accessories may also be added.

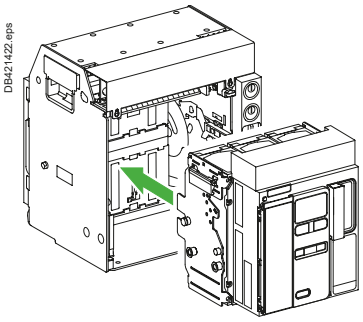

Basic switch-disconnector

Type HA

	In (A at 40 °C)	Icm (kA peak for U = 220/690 V)	3P	4P
MTZ1 06	630	75	**LV847248**	**LV847249**
MTZ1 08	800	75	**LV847250**	**LV847251**
MTZ1 10	1000	75	**LV847252**	**LV847253**
MTZ1 12	1250	75	**LV847254**	**LV847255**
MTZ1 16	1600	75	**LV847256**	**LV847257**

Chassis

	3P	4P
630/1250 A	**LV833722**	**LV833725**
1600 A	**LV833723**	**LV833726**

Auxiliaries and accessories:
for fixed devices: see page I-13
for fixed or drawout devices: see page I-16.
Source changeover assembly: see page I-16.

MTZ1 06 to MTZ1 16 drawout switch-disconnectors
Connections

Chassis front connection

DB117068.eps

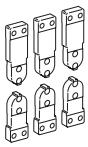

		3P	4P
630-1600 A	Top	**LV833727**	**LV833733**
	Bottom	**LV833728**	**LV833734**

Front connection accessories

Vertical connection adapters 630-1600 A

DB117080.eps

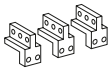

3P (3 parts)	**LV833642SP**
4P (4 parts)	**LV833643SP**

Chassis rear connection

Vertical connection

DB117077.eps

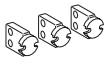

		3P	4P
630-1600 A	Top	**LV833729**	**LV833735**
	Bottom	**LV833730**	**LV833736**

Horizontal connection

DB117076.eps

		3P	4P
630-1600 A	Top	**LV833731**	**LV833737**
	Bottom	**LV833732**	**LV833738**

Rear connection accessories

DB117078.eps

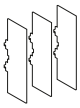

Interphase barriers [1]

3P/4P (3 parts)	**LV833768SP**

[1] The same kit covers the top and the bottom connections on the same time.

Common accessories for front and rear connection

Spreaders

DB117075.eps

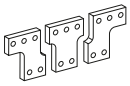

630-1600 A	3P	**LV833622SP**
	4P	**LV833623SP**

For front and horizontal rear connection

Cable lug adapters 630-1600 A

DB117079.eps

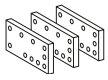

3P (3 parts)	**LV833644SP**
4P (4 parts)	**LV833645SP**

MTZ2 08 to MTZ3 63 fixed circuit breakers

Circuit breakers

A Masterpact fixed circuit breaker is described by 4 catalogue numbers corresponding to:
- the basic circuit breaker
- a control unit
- a top connection
- a bottom connection.

A communication option and various auxiliaries and accessories may also be added.

DB421400.eps

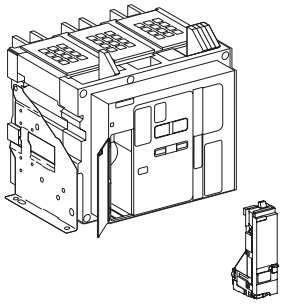

Basic circuit breaker ≤ 4000 A.

DB421401.eps

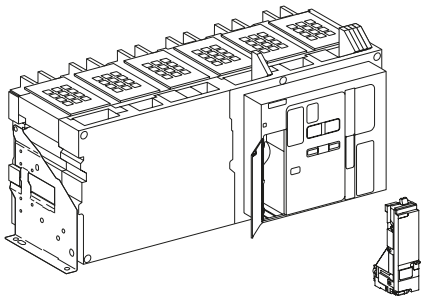

Basic circuit breaker ≥ 4000 A.

Basic circuit breaker

Type N1			3P	4P
	In (A at 40 °C)	Icu (kA for U = 220/440 V) - Ics = 100 % Icu		
MTZ2 08	800	42	**LV848000**	**LV848007**
MTZ2 10	1000	42	**LV848014**	**LV848021**
MTZ2 12	1250	42	**LV848028**	**LV848035**
MTZ2 16	1600	42	**LV848042**	**LV848049**
MTZ2 20	2000	42	**LV848056**	**LV848063**

Type H1			3P	4P
	In (A at 40 °C)	Icu (kA for U = 220/440 V) - Ics = 100 % Icu		
MTZ2 08	800	66	**LV848001**	**LV848008**
MTZ2 10	1000	66	**LV848015**	**LV848022**
MTZ2 12	1250	66	**LV848029**	**LV848036**
MTZ2 16	1600	66	**LV848043**	**LV848050**
MTZ2 20	2000	66	**LV848057**	**LV848064**
MTZ2 25	2500	66	**LV848070**	**LV848076**
MTZ2 32	3200	66	**LV848082**	**LV848087**
MTZ2 40	4000	66	**LV848092**	**LV848097**
MTZ3 40	4000	100	**LV848106**	**LV848109**
MTZ3 50	5000	100	**LV848112**	**LV848115**
MTZ3 63	6300	100	**LV848118**	**LV848121**

Type H2			3P	4P
	In (A at 40 °C)	Icu (kA for U = 220/440 V) - Ics = 100 % Icu		
MTZ2 08	800	100	**LV848002**	**LV848009**
MTZ2 10	1000	100	**LV848016**	**LV848023**
MTZ2 12	1250	100	**LV848030**	**LV848037**
MTZ2 16	1600	100	**LV848044**	**LV848051**
MTZ2 20	2000	100	**LV848058**	**LV848065**
MTZ2 25	2500	100	**LV848071**	**LV848077**
MTZ2 32	3200	100	**LV848083**	**LV848088**
MTZ2 40	4000	100	**LV848093**	**LV848098**
MTZ3 40	4000	150	**LV848107**	**LV848110**
MTZ3 50	5000	150	**LV848113**	**LV848116**
MTZ3 63	6300	150	**LV848119**	**LV848122**

Option	
Neutral on the right	[1]

Micrologic X control unit

"Class1 IEC 61557-12 certified power meter"		3P/4P
Micrologic 2.0 X	basic protection	**LV847280**
Micrologic 5.0 X	selective protection	**LV847283**
Micrologic 6.0 X	selective + earth-fault protection	**LV847288**
Micrologic 7.0 X [2]	selective + earth-leakage protection	**LV847287**

Digital modules option

	3P/4P
Energy per phase	**LV850002**
Power restoration assistant	**LV850004**
Masterpact operation assistant	**LV850005**
Individual harmonics analysis	**LV850006**
ANSI 51N/51G - Ground fault Alarm	**LV850007**
ERMS - Energy Reducing Maintenance Settings	**LV850009**
ANSI 32P - Reverse active power protection	**LV850011**
ANSI 27/59 - Under/Over voltage protection	**LV850012**
Modbus legacy dataset	**LV850045**
Waveform capture trip event	**LV850003**

Communication option

ULP port		**LV850061**
IFM	Modbus interface	**LV434000**
IFE	Ethernet interface for LV breaker	**LV434001**
	Ethernet interface for LV breakers and gateway	**LV434002**
I/O application module		**LV434063**

[1] Select a 4P basic circuit breaker with neutral on the right page I-38.
All other catalogue numbers are unchanged.
[2] Only for breaker up to 3200A

Auxiliaries and accessories:
for fixed devices: see page I-32.
for fixed or drawout devices: see page I-32.
Switch-disconnector version: see page I-34.
Source changeover assembly: see page I-32.

MTZ2 08 to MTZ3 63 fixed circuit breakers
Connections

Front connection


DB404364.eps

		3P	4P
800-1600 A	Top	**LV848128**	**LV848153**
	Bottom	**LV848130**	**LV848155**
2000 A	Top	**LV848124**	**LV848126**
	Bottom	**LV848125**	**LV848127**
2500/3200 A	Top	**LV848129**	**LV848154**
	Bottom	**LV848131**	**LV848156**

Front connection accessories

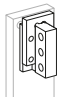
DB418156.eps

Disconnectable front connection

	3P	4P
1600 A	**LV848421SP**	**LV848424SP**
2000/3200 A	**LV848422SP**	**LV848425SP**

Rear connection

Vertical connection

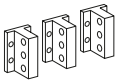
DB404366.eps

		3P	4P
800-2000 A	Top	**LV848133**	**LV848158**
800-1600 A type L1	Bottom	**LV848138**	**LV848163**
2500/3200 A	Top	**LV848134**	**LV848159**
2000 A types H3/L1	Bottom	**LV848139**	**LV848164**
4000 A	Top	**LV848135**	**LV848160**
	Bottom	**LV848140**	**LV848165**
4000/5000 A	Top	**LV848136**	**LV848161**
	Bottom	**LV848141**	**LV848166**
6300 A	Top	**LV848137**	**LV848162**
	Bottom	**LV848142**	**LV848167**

Horizontal connection

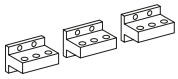
DB404367.eps

		3P	4P
800-2000 A	Top	**LV848143**	**LV848168**
800-1600 A type L1	Bottom	**LV848148**	**LV848173**
2500/3200 A	Top	**LV848144**	**LV848169**
2000 A types H3/L1	Bottom	**LV848149**	**LV848174**
4000 A	Top	**LV848145**	**LV848170**
	Bottom	**LV848150**	**LV848175**
4000/5000 A	Top	**LV848146**	**LV848171**
	Bottom	**LV848151**	**LV848176**

Rear connection accessories

Interphase barriers [1]

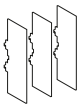
DB404368.eps

3P/4P (3 parts)	**LV848599SP**

[1] The same kit covers the top and the bottom connections on the same time.

Brackets for mounting on a backplate

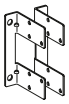
DB404369.eps

2 parts	**LV847829**

Grounding kit

Grounding kit for Masterpact MTZ2/MTZ3 fixed	**LV848558**

MTZ2 08 to MTZ3 63 fixed circuit breakers

Indication contacts and remote operation

Indication contacts

ON/OFF indication contacts (OF)

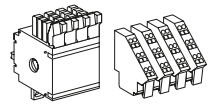

Block of 4 changeover contacts (6 A - 240 V)	1 block (standard)
1 additional block of 4 contacts (2 max.)	**LV848198**

"Fault trip" indication contacts (SDE)

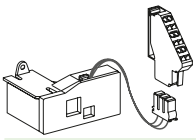

Changeover contact (6 A - 240 V)	1 (standard)
1 additional SDE (6 A - 240 V)	**LV848200**
1 additional low-level SDE	**LV848201**

Programmable contacts (programmed via Micrologic X control unit)

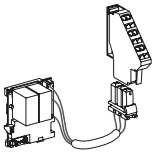

2 contacts M2C (5 A - 240 V)	**LV847403**

Remote operation

"Ready to close" contact (1 max.)

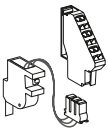

	PF
1 changeover contact (5 A - 240 V)	**LV847342**
1 low-level changeover contact	**LV847343**

Electrical closing pushbutton

	BPFE
1 pushbutton	**LV848534**

Remote reset after fault trip

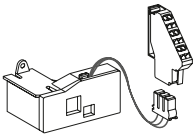

Electrical reset	RES
100/130 V AC	**LV848202**
200/240 V AC	**LV848203**
Automatic reset	RAR
Adaptation	**LV847346**

MTZ2 08 to MTZ3 63 fixed circuit breakers

Remote operation

Remote ON/OFF

Gear motor

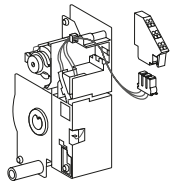
DB404316.eps

		MCH
AC 50/60 Hz	48 V	**LV848207**
	100/130 V	**LV848211**
	200/240 V	**LV848212**
	250/277 V	**LV848213**
	380/415 V	**LV848214**
	440/480 V	**LV848215**
DC	24/30 V	**LV848206**
	48/60 V	**LV848207**
	100/130 V	**LV848208**
	200/250 V	**LV848209**

Instantaneous voltage releases

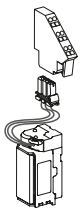
DB424642.eps

		Closing release	Opening release
Standard		XF	MX
AC 50/60 Hz	24/30 V DC, 24 V AC	**LV847350**	**LV847360**
DC	48/60 V DC, 48 V AC	**LV847351**	**LV847361**
	100/130 V AC/DC	**LV847352**	**LV847362**
	200/250 V AC/DC	**LV847353**	**LV847363**
	277 V AC	**LV847354**	**LV847364**
	380/480 V AC	**LV847355**	**LV847365**
Diagnostics & Communicating		XF diag & com	MX diag & com
AC 50/60 Hz	24/30 V DC, 24 V AC	**LV847311**	**LV847321**
DC	48/60 V DC, 48 V AC	**LV847312**	**LV847322**
	100/130 V AC/DC	**LV847313**	**LV847323**
	200/250 V AC/DC	**LV847314**	**LV847324**
	277 V AC	**LV847315**	**LV847325**
	380/480 V AC	**LV847316**	**LV847326**

		Opening release
Standard		MN
AC 50/60 Hz	24/30 V DC, 24 V AC	**LV847380**
DC	48/60 V DC, 48 V AC	**LV847381**
	100/130 V AC/DC	**LV847382**
	200/250 V AC/DC	**LV847383**
	380/480 V AC	**LV847385**
Diagnostic		MN diag
AC 50/60 Hz	24/30 V DC, 24 V AC	**LV836700**
DC	48/60 V DC, 48 V AC	**LV836701**
	100/130 V AC/DC	**LV836702**
	200/250 V AC/DC	**LV836703**
	380/480 V AC	**LV836704**

Remote tripping

Instantaneous voltage release

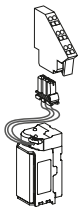
DB424642.eps

		2nd MX
AC 50/60 Hz	24/30 V DC, 24 V AC	**LV847370**
DC	48/60 V DC, 48 V AC	**LV847371**
	100/130 V AC/DC	**LV847372**
	200/250 V AC/DC	**LV847373**
	277 V AC	**LV847374**
	380/480 V AC	**LV847375**

Retardateur MN

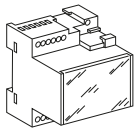
DB404320.eps

		R (non-adjustable)	Rr (adjustable)
AC 50/60 Hz	48/60 V AC/DC		**LV833680SP**
DC	100/130 V AC/DC	**LV833684SP**	**LV833681SP**
	200/250 V AC/DC	**LV833685SP**	**LV833682SP**
	380/480 V AC/DC		**LV833683SP**

MTZ2 08 to MTZ3 63 drawout circuit breakers

Circuit breakers

A Masterpact drawout circuit breaker is described by 5 catalogue numbers corresponding to:
- the basic circuit breaker
- a control unit
- a chassis
- a top connection
- a bottom connection.

A communication option and various auxiliaries and accessories may also be added.

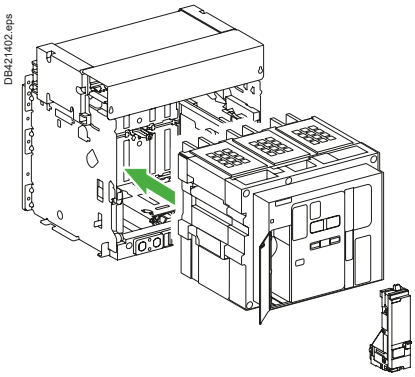

Basic circuit breaker + chassis ≤ 4000 A

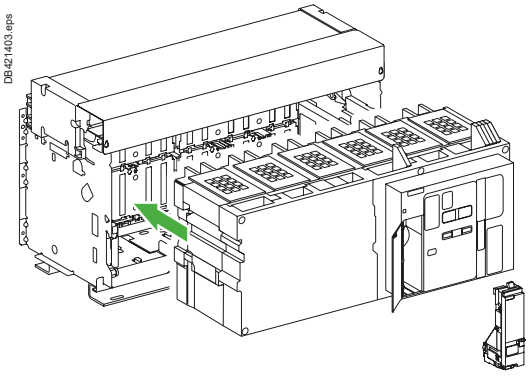

Basic circuit breaker + chassis ≥ 4000 A

Basic circuit breaker

			3P	4P
Type N1				
	In (A at 40 °C)	Icu (kA for U = 220/440 V) - Ics = 100 % Icu		
MTZ2 08	800	42	**LV848230**	**LV848237**
MTZ2 10	1000	42	**LV848244**	**LV848251**
MTZ2 12	1250	42	**LV848258**	**LV848265**
MTZ2 16	1600	42	**LV848272**	**LV848279**
MTZ2 20	2000	42	**LV848286**	**LV848293**
Type H1				
	In (A at 40 °C)	Icu (kA for U = 220/440 V) - Ics = 100 % Icu		
MTZ2 08	800	66	**LV848231**	**LV848238**
MTZ2 10	1000	66	**LV848245**	**LV848252**
MTZ2 12	1250	66	**LV848259**	**LV848266**
MTZ2 16	1600	66	**LV848273**	**LV848280**
MTZ2 20	2000	66	**LV848287**	**LV848294**
MTZ2 25	2500	66	**LV848300**	**LV848306**
MTZ2 32	3200	66	**LV848312**	**LV848317**
MTZ2 40	4000	66	**LV848322**	**LV848327**
MTZ3 40	4000	100	**LV848336**	**LV848339**
MTZ3 50	5000	100	**LV848342**	**LV848345**
MTZ3 63	6300	100	**LV848348**	**LV848351**
Type H2				
	In (A at 40 °C)	Icu (kA for U = 220/440 V) - Ics = 100 % Icu		
MTZ2 08	800	100	**LV848232**	**LV848239**
MTZ2 10	1000	100	**LV848246**	**LV848253**
MTZ2 12	1250	100	**LV848260**	**LV848267**
MTZ2 16	1600	100	**LV848274**	**LV848281**
MTZ2 20	2000	100	**LV848288**	**LV848295**
MTZ2 25	2500	100	**LV848301**	**LV848307**
MTZ2 32	3200	100	**LV848313**	**LV848318**
MTZ2 40	4000	100	**LV848323**	**LV848328**
MTZ3 40	4000	150	**LV848337**	**LV848340**
MTZ3 50	5000	150	**LV848343**	**LV848346**
MTZ3 63	6300	150	**LV848349**	**LV848352**
Type H3				
	In (A at 40 °C)	Icu (kA for U = 220/440 V) - Ics = 100 % Icu		
MTZ2 20	2000	150	**LV848289**	**LV848296**
MTZ2 25	2500	150	**LV848302**	**LV848308**
MTZ2 32	3200	150	**LV848314**	**LV848319**
MTZ2 40	4000	150	**LV848324**	**LV848329**
Type L1				
	In (A at 40 °C)	Icu (kA for U = 220/440 V) - Ics = 100 % Icu		
MTZ2 08	800	150	**LV848233**	**LV848240**
MTZ2 10	1000	150	**LV848247**	**LV848254**
MTZ2 12	1250	150	**LV848261**	**LV848268**
MTZ2 16	1600	150	**LV848275**	**LV848282**
MTZ2 20	2000	150	**LV848290**	**LV848297**
Option				
Neutral on the right				[1]

Micrologic X control unit

"Class1 IEC 61557-12 certified power meter"

		3P/4P
Micrologic 2.0 X	basic protection	**LV848498**
Micrologic 5.0 X	selective protection	**LV848499**
Micrologic 6.0 X	selective + earth-fault protection	**LV848500**
Micrologic 7.0 X[2]	selective + earth-leakage protection	**LV848362**

Digital modules option

	3P/4P
Energy per phase	**LV850002**
Power restoration assistant	**LV850004**
Masterpact operation assistant	**LV850005**
Individual harmonics analysis	**LV850006**
ANSI 51N/51G - Ground fault Alarm	**LV850007**
ERMS - Energy Reducing Maintenance Settings	**LV850009**
ANSI 32P - Reverse active power protection	**LV850011**
ANSI 27/59 - Under/Over voltage protection	**LV850012**
Modbus legacy dataset	**LV850045**
Waveform capture trip event	**LV850003**

Grounding kit

Grounding kit for Masterpact MTZ2/MTZ3 drawout	**LV848559**

[1] Select a 4P basic circuit breaker with neutral on the right page I-38.
All other catalogue numbers are unchanged.
[2] Only for breaker up to 3200 A.

MTZ2 08 to MTZ3 63 drawout circuit breakers

Chassis and connections

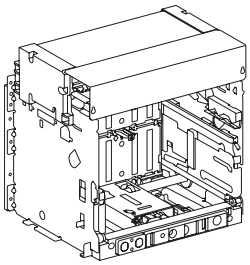

DB421404.eps

Chassis ≤ 4000 A

Chassis

	3P	4P
For type N1/H1		
800-1600 A	**LV848392**	**LV848404**
For type H2		
800-1600 A	**LV848393**	**LV848405**
For type N1/H1/H2		
2000 A	**LV848393**	**LV848405**
2500 A	**LV848394**	**LV848406**
3200 A	**LV848395**	**LV848407**
4000 A	**LV848396**	**LV848408**
4000/6300 A	**LV848397**	**LV848409**
For type H3		
2000/2500 A	**LV848394**	**LV848406**
3200 A	**LV848395**	**LV848407**
4000 A	**LV848396**	**LV848408**
For type L1		
800/1600 A	**LV848399**	**LV848411**
2000 A	**LV848400**	**LV848412**

Ethernet communication option

		Chassis +	Circuit breaker (ULP)
ULP port		Standard	Standard
EIFE Embedded Ethernet interface for LV breaker		**LV851200**	
IFM	Modbus interface	**LV434000**	
IFE	Ethernet interface for LV breaker	**LV434001**	
	Ethernet interface for LV breakers and gateway	**LV434002**	
I/O application module		**LV434063**	

Auxiliaries and accessories:
- for drawout devices: see page I-28
- for fixed or drawout devices: see page I-32.

Switch-disconnector version: see page I-34.
Source changeover assembly: see page I-32.

Chassis front connection



DB424427.ai

		3P	4P
800-1600 A	Top	**LV848415**	**LV848441**
	Bottom	**LV848418**	**LV848444**
2000 A	Top	**LV848413**	**LV848417**
	Bottom	**LV848414**	**LV848420**
2500/3200 A	Top	**LV848416**	**LV848442**
	Bottom	**LV848419**	**LV848445**

Chassis rear connection

			3P	4P
Vertical connection				
	800-2000 A	Top	**LV848133**	**LV848158**
	800-1600 A type L1	Bottom	**LV848138**	**LV848163**
	2500/3200 A	Top	**LV848134**	**LV848159**
	2000 A types H3/L1	Bottom	**LV848139**	**LV848164**
	4000 A	Top	**LV848135**	**LV848160**
		Bottom	**LV848140**	**LV848165**
	4000/5000 A (MTZ3)	Top	**LV848136**	**LV848161**
		Bottom	**LV848141**	**LV848166**
	6300 A (MTZ3)	Top	**LV848137**	**LV848162**
		Bottom	**LV848142**	**LV848167**
Horizontal connection				
	800-2000 A	Top	**LV848143**	**LV848168**
	800-1600 A type L1	Bottom	**LV848148**	**LV848173**
	2500/3200 A	Top	**LV848144**	**LV848169**
	2000 A types H3/L1	Bottom	**LV848149**	**LV848174**
	4000 A	Top	**LV848145**	**LV848170**
		Bottom	**LV848150**	**LV848175**
	4000/5000 A	Top	**LV848146**	**LV848171**
		Bottom	**LV848151**	**LV848176**

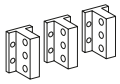

DB404366.eps

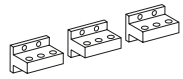

DB404367.eps

Rear connection accessories

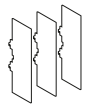

DB404368.eps

Interphase barriers [1]	
3P/4P (3 parts)	**LV848600SP**

[1] The same kit covers the top and the bottom connections on the same time.

MTZ2 08 to MTZ3 63 drawout circuit breakers

Chassis locking and accessories

Chassis locking

"Disconnected" position locking


DB404325.eps

By padlocks

	VCPO	Standard

By Profalux keylocks

Profalux	1 lock with 1 key + adaptation kit	**LV848568**
	2 locks 1 key + adaptation kit	**LV848569**
	2 locks 2 different keys + adaptation kit	**LV848570**

By Ronis keylocks

Ronis	1 lock with 1 key + adaptation kit	**LV848572**
	2 locks 1 key + adaptation kit	**LV848573**
	2 locks 2 different keys + adaptation kit	**LV848574**
Optional disconnected/test/connected position locking		**LV833779**
Adaptation kit (without keylock):	adaptation kit Profalux / Ronis	**LV848564SP**
	adaptation kit Kirk	**LV848565SP**
	adaptation kit Castell	**LV848566SP**

Door interlock (1 part)

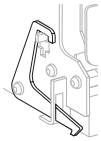
DB424654.eps

Right-hand side of chassis	**LV848579**
Left-hand side of chassis	**LV848580**

Racking interlock

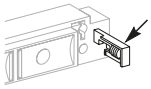
DB424655.eps

1 part	**LV848582**

Racking interlock between crank and OFF pushbutton

1 part	**LV848585**

Automatic spring discharge before breaker removal

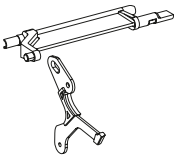
DB424869.eps

1 part	**LV848554**

Breaker mismatch protection

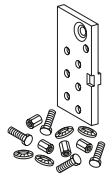
DB404329.eps

Breaker mismatch protection VDC	**LV833767SP**

MTZ2 08 to MTZ3 63 drawout circuit breakers

Chassis locking and accessories

Chassis accessories

Arc chute cover

DB404330.eps

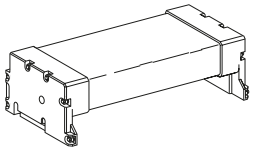

	3P/4P	Standard

Auxiliary terminal shield (CB)

DB404331.eps

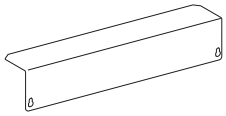

800/4000 A	3P	**LV848595**
	4P	**LV848596**
4000/6300 A	3P	**LV848597**
	4P	**LV848598**

Safety shutters + locking block

DB404332.eps

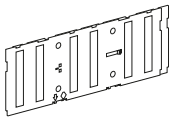

800/4000 A	3P	Standard
	4P	Standard
4000/6300 A	3P	Standard
	4P	Standard

Shutter locking block (for remplacement)

DB404333.eps

2 parts for 800/4000 A	**LV848591SP**

Front face shutter position indication and locking

DB404374.eps

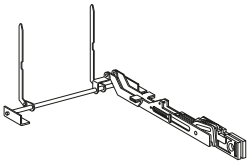

800/4000 A	3P/4P	**LV848592**
4000/6300 A	3P	**LV848593**
	4P	**LV848594**

MTZ2 08 to MTZ3 63 drawout circuit breakers

Indication contacts and remote operation

Indication contacts

ON/OFF indication contacts (OF)

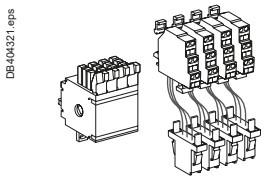
DB404321.eps

Block of 4 changeover contacts (6 A - 240 V)	1 block (standard)
1 additional block of 4 contacts (2 max.)	**LV848468**

Combined closed / connected contacts for use with 1 auxiliary contact

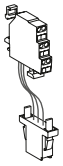
DB404322.eps

1 contact (5 A - 240 V) (8 max.)	**LV848477**
or 1 low-level contact (8 max.)	**LV848478**

"Fault trip" indication contacts (SDE)

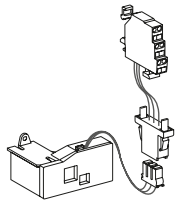
DB404323.eps

Changeover contact (6 A - 240 V)	1 (standard)
1 additional SDE (6 A - 240 V)	**LV848475**
or 1 additional low-level SDE	**LV848476**

Programmable contacts (programmed via Micrologic X control unit)

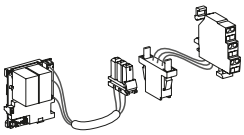
DB424657.eps

2 contacts M2C (5 A - 240 V)	**LV848382**

Carriage switches (connected / disconnected / test position)

DB404324.eps

Changeover contacts (8 A - 240 V)	
1 connected position contact (3 max.)	**LV833751**
1 test position contact (3 max.)	**LV833752**
1 disconnected position contact (3 max.)	**LV833753**
and/or low-level changeover contacts	
1 connected position contact (3 max.)	**LV833754**
1 test position contact (3 max.)	**LV833755**
1 disconnected position contact (3 max.)	**LV833756**
Actuator for additional carriage switches	**LV848560**

Auxiliary terminals for chassis alone

3 wire terminal (30 parts)	**LV847898SP**
6 wire terminal (10 parts)	**LV847899SP**
Jumpers (10 parts)	**LV847900SP**

Remote operation

"Ready to close" contact (1 max.)

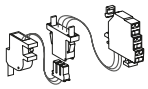
DB404379.eps

	PF
1 changeover contact (5 A - 240 V)	**LV848469**
1 low-level changeover contact	**LV848470**

Electrical closing pushbutton

DB424640.eps

	BPFE
1 pushbutton	**LV848534**

Remote reset after fault trip

Electrical reset	RES
100/130 V AC	**LV848472**
200/240 V AC	**LV848473**
Automatic reset	RAR
Adaptation	**LV847346**

MTZ2 08 to MTZ3 63 drawout circuit breakers

Remote operation

Remote ON/OFF

Gear motor

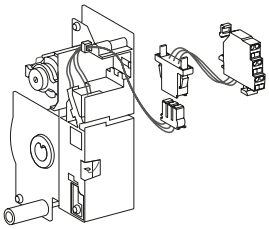

DB424658.eps

		MCH
AC 50/60 Hz	48 V	**LV848522**
	100/130 V	**LV848526**
	200/240 V	**LV848527**
	250/277 V	**LV848528**
	380/415 V	**LV848529**
	440/480 V	**LV848530**
DC	24/30 V	**LV848521**
	48/60 V	**LV848522**
	100/130 V	**LV848523**
	200/250 V	**LV848524**

Instantaneous voltage releases

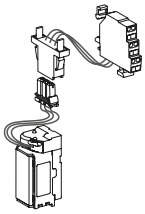

DB424659.eps

		Closing release	Opening release
Standard		XF	MX
AC 50/60 Hz	24/30 V DC, 24 V AC	**LV848481**	**LV848491**
DC	48/60 V DC, 48 V AC	**LV848482**	**LV848492**
	100/130 V AC/DC	**LV848483**	**LV848493**
	200/250 V AC/DC	**LV848484**	**LV848494**
	277 V AC	**LV848485**	**LV848495**
	380/480 V AC	**LV848486**	**LV848496**
Diagnostic & Communicating		XF diag & com	MX diag & com
AC 50/60 Hz	24/30 V DC, 24 V AC	**LV848449**	**LV848458**
DC	48/60 V DC, 48 V AC	**LV848450**	**LV848459**
	100/130 V AC/DC	**LV848451**	**LV848460**
	200/250 V AC/DC	**LV848452**	**LV848461**
	277 V AC	**LV848453**	**LV848462**
	380/480 V AC	**LV848454**	**LV848463**

		Opening release
Standard		MN
AC 50/60 Hz	24/30 V DC, 24 V AC	**LV848501**
DC	48/60 V DC, 48 V AC	**LV848502**
	100/130 V AC/DC	**LV848503**
	200/250 V AC/DC	**LV848504**
	380/480 V AC	**LV848506**
Diagnostic		MN diag
AC 50/60 Hz	24/30 V DC, 24 V AC	**LV836705**
DC	48/60 V DC, 48 V AC	**LV836706**
	100/130 V AC/DC	**LV836707**
	200/250 V AC/DC	**LV836708**
	380/480 V AC	**LV836709**

Remote tripping

Instantaneous voltage release

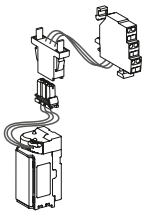

DB424659.eps

		2nd MX
AC 50/60 Hz	24/30 V DC, 24 V AC	**LV848511**
DC	48/60 V DC, 48 V AC	**LV848512**
	100/130 V AC/DC	**LV848513**
	200/250 V AC/DC	**LV848514**
	277 V AC	**LV848515**
	380/480 V AC	**LV848516**

MN delay unit

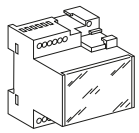

DB404320.eps

		R (non-adjustable)	Rr (adjustable)
AC 50/60 Hz	48/60 V AC/DC		**LV833680SP**
DC	100/130 V AC/DC	**LV833684SP**	**LV833681SP**
	200/250 V AC/DC	**LV833685SP**	**LV833682SP**
	380/480 V AC/DC		**LV833683SP**

Accessories for MTZ2 08 to MTZ3 63 fixed and drawout circuit breakers

Circuit breaker locking

Pushbutton locking device

DB404337.eps

By padlocks		**LV848536**

OFF position locking

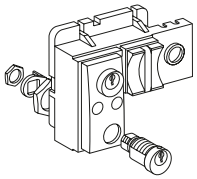
DB404338.eps

By padlocks		
	VCPO	**LV848539**
By Profalux keylocks		
Profalux	1 lock with 1 key + adaptation kit	**LV848545**
	2 locks 1 key + adaptation kit	**LV848546**
	2 locks 2 different keys + adaptation kit	**LV848547**
By Ronis keylocks		
Ronis	1 lock with 1 key + adaptation kit	**LV848549**
	2 locks 1 key + adaptation kit	**LV848550**
	2 locks 2 different keys + adaptation kit	**LV848551**
Adaptation kit (without keylock):	adaptation kit Profalux / Ronis	**LV848541SP**
	adaptation kit Kirk	**LV848542SP**
	adaptation kit Castell	**LV848543SP**

Cable-type door interlock

1 complete assembly for Masterpact MTZ2/MTZ3 fixed or drawout device	**LV848614SP**

Mechanical interlocking for source changeover

Interlocking of 2 devices using connecting rods

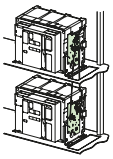
DB421405.eps

Complete assembly with 2 adaptation fixtures + rods	
1 set of 2 adaptation fixtures for Masterpact MTZ2 or MTZ3 fixed or drawout device	**LV847930SP**
1 set of 2 interlocking rods	**LV833210SP**

Note: Can be used with 1 MTZ2/3 fixed + 1 MTZ2/3 drawout.

Interlocking of 2 devices using cables [1]

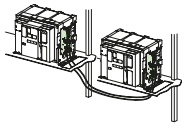
DB421406.eps

Choose 2 adaptation fixtures (1 for each device) + 1 set of cables	
1 adaptation fixture for Masterpact MTZ2/3 fixed devices	**LV847926SP**
1 adaptation fixture for Masterpact MTZ2/3 drawout devices	**LV847926SP**
1 set of 2 cables of 2.5 m	**LV833209SP**

[1] Can be used with any combination of MTZ, fixed or drawout devices.

Interlocking of 3 devices using cables

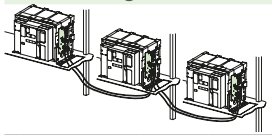
DB421407.eps

Choose 1 interlocking kit (including 3 adaptation fixtures + cables)	
3 sources, only 1 device closed, fixed or drawout devices	**LV848610SP**
2 sources + 1 coupling, fixed or drawout devices	**LV848609SP**
2 normal + 1 replacement source, fixed or drawout devices	**LV848608SP**

Other circuit breaker accessories

Mechanical operation counter

DB125617.eps

Operation counter CDM	**LV848535**

Escutcheon and accessories

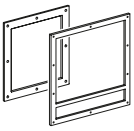
DB421415.eps

Escutcheon

DB404340.eps

Cover

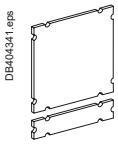
DB404341.eps

Blanking plate

	Fixed	Drawout
Escutcheon	**LV848601SP**	**LV848603SP**
Transparent cover IP54		**LV848604SP**
Escutcheon blanking plate	**LV848605SP**	**LV848605SP**

For more informations see source-changeover systems catalogue, LVPED216028EN.

Accessories for MTZ2 08 to MTZ3 63 fixed and drawout circuit breakers

Accessories for Micrologic X control units

External sensors

External sensor for earth-fault protection (TCE)

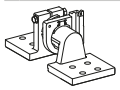
DB421349.ai

Sensor rating	400/2000 A	**LV834035SP**
	1000/4000 A	**LV834036SP**
	4000/6300 A (MTZ3)	**LV848182SP**
Single sensor kit	2000/6300 A	**LV848904SP**
3 layer bus	2000 A	**LV848905SP**

Rectangular sensor for earth-leakage protection

DB424660.eps

280 mm x 115 mm	**LV833573SP**
470 mm x 160 mm	**LV833574SP**

Source ground return (SGR) earth fault protection

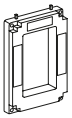
DB424661.eps

External sensor (SGR)	**LV833579SP**
MDGF summing module	**LV848891SP**

Voltage measurement input (for breakers supplied via bottom terminals)

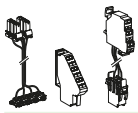
DB424868.eps

Voltage measurement input	Fixed	**LV847506**
	Drawout	**LV848533**

Voltage power supply module (VPS) for Micrologic X

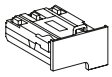
DB421408.eps

LV850060

Zone Selective Interlocking option for Micrologic X

ZSI — Standard

External power supply module (AD)

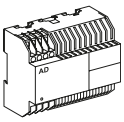
DB117062.eps

24/30 V DC	**54440**
48/60 V DC	**54441**
100/125 V DC	**54442**
110/130 V AC	**54443**
200/240 V AC	**54444**
380/415 V AC	**54445**

Restraint Interface Module - ZSI

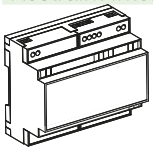
DB431951.ai

LV848892SP

Test and commisionning equipment

USB Cable (miniUSB/USB) for Micrologic X

DB421409.eps

LV850067SP

Mobile Powerpack for Micrologic X (by APC)

DB421410.eps

LV850055SP

Special settings

Sensor rating to be specified when ordering

Rating	MTZ2 08	MTZ2 10	MTZ2 12	MTZ2 16	MTZ2 20	MTZ2 25	MTZ2 32
400	■	■					
630	■	■	■				
800		■	■	■			
1000			■	■	■		
1250				■	■	■	
1600					■	■	■
2000						■	■
2500							■
3200							

Rating	MTZ2 40	MTZ3 40	MTZ3 50	MTZ3 63
2000	■	■		
2500	■	■	■	
3200	■	■	■	■
4000			■	■
5000				■
6300				

MTZ2 08 to MTZ3 63 fixed switch-disconnectors

Switch-disconnectors

A Masterpact fixed switch-disconnector is described by 3 catalogue numbers corresponding to:
- the basic switch-disconnector
- a top connection
- a bottom connection.

Various auxiliaries and accessories may also be added.

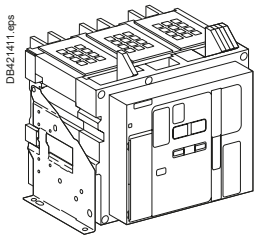

Basic switch-disconnector ≤ 4000 A.

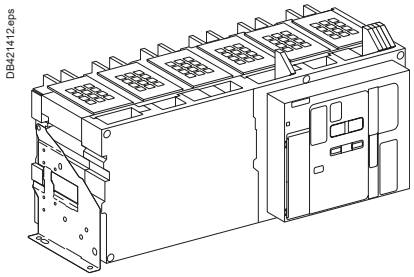

Basic switch-disconnector ≥ 4000 A.

Basic switch-disconnector

Type NA			3P	4P
	In (A at 40 °C)	Icm (kA peak for U = 220/690 V)		
MTZ2 08	800	88	**LV848004**	**LV848011**
MTZ2 10	1000	88	**LV848018**	**LV848025**
MTZ2 12	1250	88	**LV848032**	**LV848039**
MTZ2 16	1600	88	**LV848046**	**LV848053**

Type HA			3P	4P
	In (A at 40 °C)	Icm (kA peak for U = 220/690 V)		
MTZ2 08	800	145	**LV848005**	**LV848012**
MTZ2 10	1000	145	**LV848019**	**LV848026**
MTZ2 12	1250	145	**LV848033**	**LV848040**
MTZ2 16	1600	145	**LV848047**	**LV848054**
MTZ2 20	2000	145	**LV848061**	**LV848068**
MTZ2 25	2500	145	**LV848074**	**LV848080**
MTZ2 32	3200	145	**LV848085**	**LV848090**
MTZ2 40	4000	145	**LV848095**	**LV848100**
MTZ3 40	4000	187	**LV848108**	**LV848111**
MTZ3 50	5000	187	**LV848114**	**LV848117**
MTZ3 63	6300	187	**LV848120**	**LV848123**

MTZ2 08 to MTZ3 63 fixed switch-disconnectors

Connections

Front connection


DB404364.eps

		3P	4P
800-1600 A	Top	**LV848128**	**LV848153**
	Bottom	**LV848130**	**LV848155**
2000 A	Top	**LV848124**	**LV848126**
	Bottom	**LV848125**	**LV848127**
2500-3200 A	Top	**LV848129**	**LV848154**
	Bottom	**LV848131**	**LV848156**

Front connection accessories

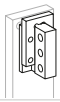
DB418156.eps

Disconnectable front connection

	3P	4P
1600 A	**LV848421SP**	**LV848424SP**
2000/3200 A	**LV848422SP**	**LV848425SP**

Rear connection

Vertical connection

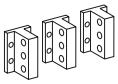
DB404366.eps

		3P	4P
800-2000 A	Top	**LV848133**	**LV848158**
	Bottom	**LV848138**	**LV848163**
2500-3200 A	Top	**LV848134**	**LV848159**
	Bottom	**LV848139**	**LV848164**
4000 A	Top	**LV848135**	**LV848160**
	Bottom	**LV848140**	**LV848165**
4000/5000 A	Top	**LV848136**	**LV848161**
	Bottom	**LV848141**	**LV848166**
6300 A	Top	**LV848137**	**LV848162**
	Bottom	**LV848142**	**LV848167**

Horizontal connection

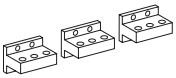
DB404367.eps

		3P	4P
800-2000 A	Top	**LV848143**	**LV848168**
	Bottom	**LV848148**	**LV848173**
2500-3200 A	Top	**LV848144**	**LV848169**
	Bottom	**LV848149**	**LV848174**
4000 A	Top	**LV848145**	**LV848170**
	Bottom	**LV848150**	**LV848175**
4000/5000 A	Top	**LV848146**	**LV848171**
	Bottom	**LV848151**	**LV848176**

Rear connection accessories

Interphase barriers [1]

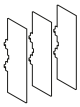
DB404368.eps

3P/4P (3 parts)	**LV848599SP**

[1] The same kit covers the top and the bottom connections on the same time.

Brackets for mounting on a backplate

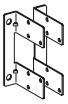
DB404369.eps

2 parts	**LV847829**

MTZ2 08 to MTZ3 63 drawout switch-disconnectors

Sitch-disconnectors

A Masterpact drawout switch-disconnector is described by 4 catalogue numbers corresponding to:
- the basic switch-disconnector
- a chassis
- a top connection
- a bottom connection.

Various auxiliaries and accessories may also be added.

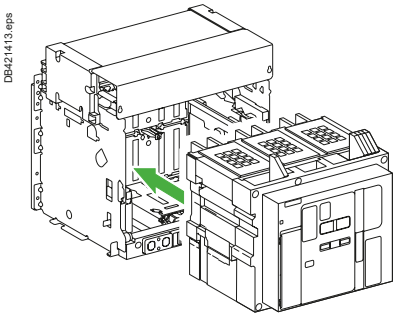

Basic switch-disconnector + chassis ≤ 4000 A.

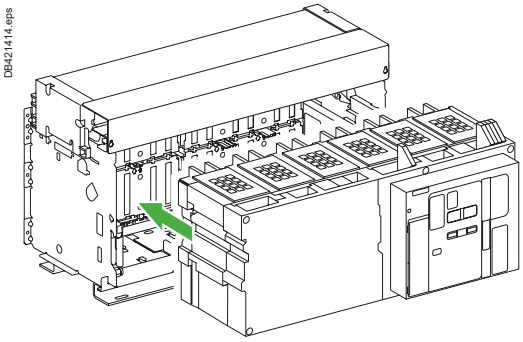

Basic switch-disconnector + chassis ≥ 4000 A.

Basic switch-disconnector

Type NA			3P	4P
	In (A at 40 °C)	Icm (kA peak for U = 220/690 V)		
MTZ2 08	800	88	**LV848234**	**LV848241**
MTZ2 10	1000	88	**LV848248**	**LV848255**
MTZ2 12	1250	88	**LV848262**	**LV848269**
MTZ2 16	1600	88	**LV848276**	**LV848283**
Type HA			3P	4P
	In (A at 40 °C)	Icm (kA peak for U = 220/690 V)		
MTZ2 08	800	145	**LV848235**	**LV848242**
MTZ2 10	1000	145	**LV848249**	**LV848256**
MTZ2 12	1250	145	**LV848263**	**LV848270**
MTZ2 16	1600	145	**LV848277**	**LV848284**
MTZ2 20	2000	145	**LV848291**	**LV848298**
MTZ2 25	2500	145	**LV848304**	**LV848310**
MTZ2 32	3200	145	**LV848315**	**LV848320**
MTZ2 40	4000	145	**LV848325**	**LV848330**
MTZ3 40	4000	187	**LV848338**	**LV848341**
MTZ3 50	5000	187	**LV848344**	**LV848347**
MTZ3 63	6300	187	**LV848350**	**LV848353**

Chassis

Type NA	3P	4P
1600 A	**LV848392**	**LV848404**
Type HA	3P	4P
800-1600 A	**LV848392**	**LV848404**
2000 A	**LV848393**	**LV848405**
2500 A	**LV848394**	**LV848406**
3200 A	**LV848395**	**LV848407**
4000 A	**LV848396**	**LV848408**
4000/6300 A (MTZ3)	**LV848397**	**LV848409**

MTZ2 08 to MTZ3 63 drawout switch-disconnectors
Connections

Chassis front connection

DB424663.eps



		3P	4P
800-1600 A	Top	**LV848415**	**LV848441**
	Bottom	**LV848418**	**LV848444**
2000 A	Top	**LV848413**	**LV848417**
	Bottom	**LV848414**	**LV848420**
2500/3200 A	Top	**LV848416**	**LV848442**
	Bottom	**LV848419**	**LV848445**

Chassis rear connection

Vertical connection

DB404366.eps

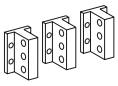

		3P	4P
800-2000 A	Top	**LV848133**	**LV848158**
	Bottom	**LV848138**	**LV848163**
2500/3200 A	Top	**LV848134**	**LV848159**
	Bottom	**LV848139**	**LV848164**
4000 A	Top	**LV848135**	**LV848160**
	Bottom	**LV848140**	**LV848165**
4000/5000 A	Top	**LV848136**	**LV848161**
	Bottom	**LV848141**	**LV848166**
6300 A	Top	**LV848137**	**LV848162**
	Bottom	**LV848142**	**LV848167**

Horizontal connection

DB404367.eps

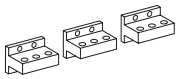

		3P	4P
800-2000 A	Top	**LV848143**	**LV848168**
	Bottom	**LV848148**	**LV848173**
2500/3200 A	Top	**LV848144**	**LV848169**
	Bottom	**LV848149**	**LV848174**
4000 A	Top	**LV848145**	**LV848170**
	Bottom	**LV848150**	**LV848175**
4000/5000 A	Top	**LV848146**	**LV848171**
	Bottom	**LV848151**	**LV848176**

Rear connection accessories

DB404368.eps

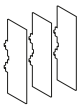

Interphase barriers [1]	
3P/4P (3 parts)	**LV848600SP**

[1] The same kit covers the top and the bottom connections on the same time.

MTZ2 08 to MTZ3 63 circuit breakers with neutral on the right

Circuit breakers

A 4 pole Masterpact circuit breaker with neutral on the right is described by the same catalogue numbers as a standard 4 pole one, except for the basic circuit breaker, which is specific.

Fixed circuit breakers with neutral on the right

Type H1			
			4P
	In (A at 40 °C)	Icu (kA for U = 220/440 V) - Ics = 100 % Icu	
MTZ2 08	800	66	**LV848183**
MTZ2 10	1000	66	**LV848184**
MTZ2 12	1250	66	**LV848185**
MTZ2 16	1600	66	**LV848186**
MTZ2 20	2000	66	**LV848060**
MTZ2 25	2500	66	**LV848073**
MTZ2 32	3200	66	**LV848187**
MTZ2 40	4000	66	**LV848193**
MTZ3 40	4000	100	**LV848194**
MTZ3 50	5000	100	**LV848195**
MTZ3 63	6300	100	**LV848196**

Type H2			
			4P
	In (A at 40 °C)	Icu (kA for U = 220/440 V) - Ics = 100 % Icu	
MTZ2 08	800	100	**LV848177**
MTZ2 10	1000	100	**LV848178**
MTZ2 12	1250	100	**LV848179**
MTZ2 16	1600	100	**LV848180**
MTZ2 20	2000	100	**LV848067**
MTZ2 25	2500	100	**LV848079**
MTZ2 32	3200	100	**LV848181**
MTZ2 40	4000	100	**LV848102**
MTZ3 40	4000	150	**LV848103**
MTZ3 50	5000	150	**LV848104**
MTZ3 63	6300	150	**LV848105**

Drawout circuit breakers with neutral on the right

Type H1			
			4P
	In (A at 40 °C)	Icu (kA for U = 220/440 V) - Ics = 100 % Icu	
MTZ2 08	800	66	**LV848226**
MTZ2 10	1000	66	**LV848227**
MTZ2 12	1250	66	**LV848228**
MTZ2 16	1600	66	**LV848229**
MTZ2 20	2000	66	**LV848436**
MTZ2 25	2500	66	**LV848303**
MTZ2 32	3200	66	**LV848437**
MTZ2 40	4000	66	**LV848332**
MTZ3 40	4000	100	**LV848333**
MTZ3 50	5000	100	**LV848334**
MTZ3 63	6300	100	**LV848335**

Type H2			
			4P
	In (A at 40 °C)	Icu (kA for U = 220/440 V) - Ics = 100 % Icu	
MTZ2 08	800	100	**LV848426**
MTZ2 10	1000	100	**LV848427**
MTZ2 12	1250	100	**LV848428**
MTZ2 16	1600	100	**LV848429**
MTZ2 20	2000	100	**LV848438**
MTZ2 25	2500	100	**LV848309**
MTZ2 32	3200	100	**LV848439**
MTZ2 40	4000	100	**LV848354**
MTZ3 40	4000	150	**LV848355**
MTZ3 50	5000	150	**LV848356**
MTZ3 63	6300	150	**LV848357**

MTZ2 08 to MTZ2 40 - 1000 V AC

Drawout circuit breakers and switch-disconnectors

A Masterpact 1000 V AC drawout circuit breaker is described by 5 catalogue a corresponding to:
- the basic circuit breaker
- a control unit
- a chassis
- a top connection
- a bottom connection.

A communication option and various auxiliaries and accessories may also be added.

DB421413.eps

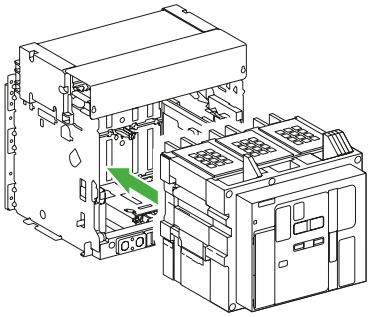

Basic circuit breaker

Type H10

	In (A at 40°C)	Icu (kA for U = 1150 V) - Ics = 100 % Icu	3P	4P
MTZ2 08	800	50	**LV848725**	**LV848735**
MTZ2 10	1000	50	**LV848726**	**LV848736**
MTZ2 12	1250	50	**LV848727**	**LV848737**
MTZ2 16	1600	50	**LV848728**	**LV848738**
MTZ2 20	2000	50	**LV848729**	**LV848739**
MTZ2 25	2500	50	**LV848730**	**LV848740**
MTZ2 32	3200	50	**LV848731**	**LV848741**
MTZ2 40	4000	50	**LV848732**	**LV848742**

Micrologic X control unit

"Class1 IEC 61557-12 certified power meter"

		3P/4P
Micrologic 2.0 X	basic protection	**LV848498**
Micrologic 5.0 X	selective protection	**LV848499**
Micrologic 6.0 X	selective + earth-fault protection	**LV848500**

Digital modules option

	3P/4P
Energy per phase	**LV850002**
Power restoration assistant	**LV850004**
Masterpact operation assistant	**LV850005**
Individual harmonics analysis	**LV850006**
ANSI 51N/51G - Ground fault Alarm	**LV850007**
ERMS - Energy Reducing Maintenance Settings	**LV850009**
ANSI 32P - Reverse active power protection	**LV850011**
ANSI 27/59 - Under/Over voltage protection	**LV850012**
Modbus legacy dataset	**LV850045**
Waveform capture trip event	**LV850003**

A Masterpact 1000 V AC drawout switch-disconnector is described by 4 catalogue numbers corresponding to:
- the basic switch-disconnector
- a chassis
- a top connection
- a bottom connection.

A communication option and various auxiliaries and accessories may also be added.

DB421414.eps

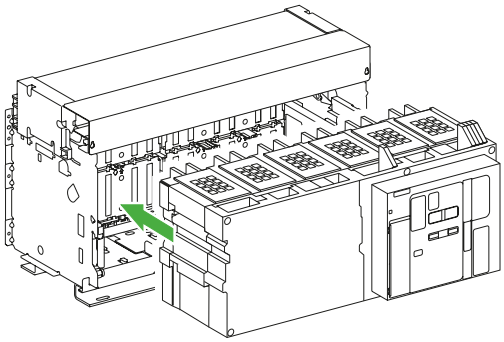

Basic switch-disconnector

Type HA10

	In (A at 40°C)	Icm (kA peak for U = 1150 V)	3P	4P
MTZ2 08	800	105	**LV848745**	**LV848755**
MTZ2 10	1000	105	**LV848746**	**LV848756**
MTZ2 12	1250	105	**LV848747**	**LV848757**
MTZ2 16	1600	105	**LV848748**	**LV848758**
MTZ2 20	2000	105	**LV848749**	**LV848759**
MTZ2 25	2500	105	**LV848750**	**LV848760**
MTZ2 32	3200	105	**LV848751**	**LV848761**
MTZ2 40	4000	105	**LV848752**	**LV848762**

MTZ2 08 to MTZ2 40 - 1000 V AC

Drawout circuit breakers and switch-disconnectors

Chassis and connections

DB421404.eps

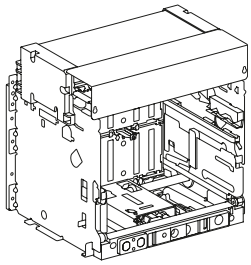

Chassis

	3P	4P
For type H10 and HA10		
800-1600 A	**LV848392**	**LV848404**
2000 A	**LV848393**	**LV848405**
2500 A	**LV848394**	**LV848406**
3200 A	**LV848395**	**LV848407**
4000 A	**LV848396**	**LV848408**

Communication option [1]

ULP port		Standard
EIFE Embedded Ethernet interface for LV breaker		**LV851200**
IFM	Modbus interface	**LV434000**
IFE	Ethernet interface for LV breaker	**LV434001**
	Ethernet interface for LV breakers and gateway	**LV434002**
I/O application module		**LV434063**

[1] Only for circuit breaker, no available for switch-disconnector.

Chassis rear connection

			3P	4P
Vertical connection				
	800-2000 A	Top	**LV848133**	**LV848158**
		Bottom	**LV848138**	**LV848163**
	2500/3200 A	Top	**LV848134**	**LV848159**
		Bottom	**LV848139**	**LV848164**
	4000 A	Top	**LV848135**	**LV848160**
		Bottom	**LV848140**	**LV848165**
Horizontal connection				
	800-2000 A	Top	**LV848143**	**LV848168**
		Bottom	**LV848148**	**LV848173**
	2500/3200 A	Top	**LV848144**	**LV848169**
		Bottom	**LV848149**	**LV848174**
	4000 A	Top	**LV848145**	**LV848170**
		Bottom	**LV848150**	**LV848175**

DB404366.eps

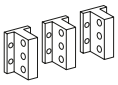

DB404367.eps

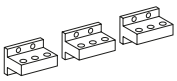

Rear connection accessories

DB404368.eps

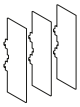

Interphase barriers [1]	
3P/4P (3 parts)	**LV848600SP**

[1] The same kit covers the top and the bottom connections on the same time.

I

Connection

		3P	4P
Fixed circuit breakers			
Front connection / Replacement kit (3 or 4 parts)			
Top or bottom	630-1600 A	**LV847069SP**	**LV847070SP**
Rear connection (vertical or horizontal mounting) / Replacement kit (3 or 4 parts)			
	630-1600 A	**LV833584SP**	**LV833585SP**
Drawout circuit breakers			
Front connection / Replacement kit (6 or 8 parts)			
Top and bottom	630-1600 A	**LV833588SP**	**LV833589SP**
Rear connection (vertical or horizontal mounting) / Replacement kit (3 or 4 parts)			
	630-1600 A	**LV833586SP**	**LV833587SP**

DB404388.eps

DB402835.eps

Vert. mounting.

DB402836.eps

Horiz. mounting.

DB402869.eps

DB402835.eps

Vert. mounting.

DB402836.eps

Horiz. mounting.

Connection accessories

	3P	4P
Vertical connection adapters 630-1600 A / Replacement kit (3 or 4 parts)		
For fixed and drawout front-connected circuit breakers	**LV833642SP**	**LV833643SP**
Cable lug adapters 630-1600 A / Replacement kit (3 or 4 parts)		
For fixed and drawout front-connected circuit breakers	**LV833644SP**	**LV833645SP**
Threaded rod + spacers for securing the cable lug adapters	**04691**	**04691**
Spreaders / Replacement kit 630-1600 A (3 or 4 parts)		
For fixed and drawout front and rear-connected circuit breakers	**LV833622SP**	**LV833623SP**
Interphase barriers / Replacement kit (3 or 4 parts)		
For fixed front and rear-connected circuit breakers [1]	**LV833648SP**	**LV833648SP**
For drawout rear-connected circuit breakers [2]	**LV833768SP**	**LV833768SP**
Arc chute screen (1 part)		
For fixed front-connected circuit breakers	**LV847335SP**	**LV847336SP**

DB404389.eps

DB404390.eps

Dd380845R.ai

DB404391.eps

DB404392.eps

DB404393.eps

[1] Take 2 kits: 1 for the top, 1 for the buttom connections.
[2] The same kit covers the top and the bottom connections on the same time.

Masterpact MTZ1

Micrologic X control unit, communication option, accessories

Replacement parts for Micrologic X control units

Micrologic X embedded display (EHMI)

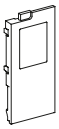
DB421423.eps

Micrologic X embedded display & wireless card		LV850054SP

Micrologic X Battery + Transparent cover

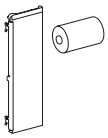
DB421424.eps

Battery (1 part)		LV833593SP
Transparent Cover (1 part)	For Micrologic X	LV850053SP

Voltage power supply module (VPS) for Micrologic X

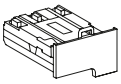
DB421408.eps

Voltage power supply module (VPS) for Micrologic X		LV850060SP

Communication option

DB421425.eps

DB421426.eps

DB421427.eps

DB424664.eps

EIFE	Embedded Ethernet interface for LV breaker	LV851100SP
IFM	Modbus interface	LV434000
IFE	Ethernet interface LV breaker	LV434001
	Ethernet interface for LV breakers and gateway	LV434002
I/O application module		LV434063
Microswitches for MTZ1		LV847906SP

Accessories

External sensors

External sensor for earth-fault protection (TCE) / 1 part

DB421348.ai

Sensor rating 400/1600 A		LV833576SP

Source ground return (SGR) earth-fault protection / 1 part

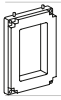
DB421429.eps

External sensor (SGR)		LV833579SP
MDGF summing module		LV848891SP

Rectangular sensor for earth-leakage protection + Vigi cable / 1 part (up to 3200 A)

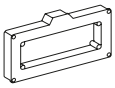
DB421430.eps

280 mm x 115 mm		LV833573SP

External power supply module (AD) / 1 part

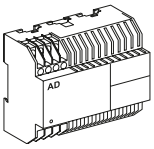

DB117082.eps

24-30 V DC	54440
48-60 V DC	54441
100-125 V DC	54442
110-130 V AC	54443
200-240 V AC	54444
380-415 V AC	54445

USB Cable (miniUSB/USB) for Micrologic X / 1 part

DB421409.eps

USB Cable (miniUSB/USB) for Micrologic X / 1 part		LV850067SP

Mobile Powerpack for Micrologic X (by APC) / 1 part

DB421410.eps

Mobile Powerpack for Micrologic X (by APC) / 1 part		LV850055SP

Remote operation

Gear motor

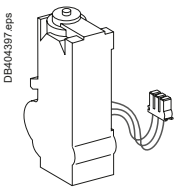

Fixed.

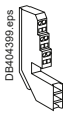

Drawout.

MCH (1 part)

AC 50/60 Hz	48 V	**LV833186SP**
	100/130 V	**LV833176SP**
	200/240 V	**LV833177SP**
	277/415 V	**LV833179SP**
	440/480 V	**LV833179SP**
	+ resistor	**LV833193SP**
DC	24/30 V	**LV833185SP**
	48/60 V	**LV833186SP**
	100/125 V	**LV833187SP**
	200/250 V	**LV833188SP**
Terminal block (1 part)	For fixed circuit breaker	**LV847074SP**
	For drawout circuit breaker	**LV833098SP**

Closing and opening release (XF or MX)

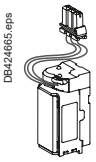

Fixed.

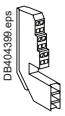

Drawout.

Standard coil (1 part)

AC 50/60 Hz DC	24/30 V DC, 24 V AC	**LV833659SP**
	48/60 V DC, 48 V AC	**LV833660SP**
	100/130 V AC/DC	**LV833661SP**
	200/250 V AC/DC	**LV833662SP**
	277 V AC	**LV833663SP**
	380/480 V AC	**LV833664SP**

Diagnostics & Communicating coil (1 part)

AC 50/60 Hz DC	24/30 V DC, 24 V AC	**LV833033SP**
	48/60 V DC, 48 V AC	**LV833034SP**
	100/130 V AC/DC	**LV833035SP**
	200/250 V AC/DC	**LV833036SP**
	277 V AC	**LV833037SP**
	380/480 V AC	**LV833038SP**
	Wiring kit for diag & com coil	**LV833118SP**
Terminal block (1 part)	For fixed circuit breaker	**LV847074SP**
	For drawout circuit breaker	**LV833098SP**

Undervoltage release MN

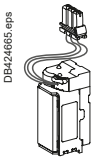

Undervoltage release (1 part)

AC 50/60 Hz DC	24/30 V DC, 24 V AC	**LV833668SP**
	48/60 V DC, 48 V AC	**LV833669SP**
	100/130 V AC/DC	**LV833670SP**
	200/250 V AC/DC	**LV833671SP**
	380/480 V AC	**LV833673SP**

Diagnostics coil (1 part)

AC 50/60 Hz DC	24/30 V DC, 24 V AC	**LV836668SP**
	48/60 V DC, 48 V AC	**LV836669SP**
	100/130 V AC/DC	**LV836670SP**
	200/250 V AC/DC	**LV836671SP**
	380/480 V AC	**LV836673SP**
	Wiring kit for diag & com coil	**LV833118SP**
Terminal block (1 part)	For fixed circuit breaker	**LV847074SP**
	For drawout circuit breaker	**LV833098SP**

Fixed.

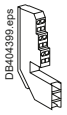

Drawout.

Voltage releases securing fixture

Voltage releases securing fixture for MX/XF/MN	**LV847093SP**

MN delay unit

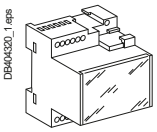

MN delay unit (1 part)

		R (non-adjustable)	Rr (adjustable)
AC 50/60 Hz	48/60 V AC/DC		**LV833680SP**
DC	100/130 V AC/DC	**LV833684SP**	**LV833681SP**
	200/250 V AC/DC	**LV833685SP**	**LV833682SP**
	380/480 V AC/DC		**LV833683SP**

Masterpact MTZ1
Chassis locking and accessories

Chassis locking

"Disconnected" position locking / 1 part

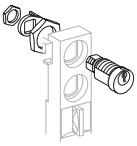
DB402875.eps

By padlocks		
	VCPO	Standard
By Profalux keylocks		
Profalux	1 lock with 1 key + adaptation kit	**LV864909SP**
	2 locks 1 key + adaptation kit	**LV864910SP**
	2 locks 2 different keys + adaptation kit	**LV864911SP**
1 keylock Profalux (without adaptation kit):	identical key not identified combination	**LV833173SP**
	identical key identified 215470 combination	**LV833174SP**
	identical key identified 215471 combination	**LV833175SP**
By Ronis keylocks		
Ronis	1 lock with 1 key + adaptation kit	**LV864912SP**
	2 locks 1 key + adaptation kit	**LV864913SP**
	2 locks 2 different keys + adaptation kit	**LV864914SP**
1 keylock Ronis (without adaptation kit):	identical key not identified combination	**LV833189SP**
	identical key identified EL24135 combination	**LV833190SP**
	identical key identified EL24153 combination	**LV833191SP**
	identical key identified EL24315 combination	**LV833192SP**
Adaptation kit (without keylock):	adaptation kit Profalux/Ronis	**LV833769SP**
	adaptation kit Castell	**LV833771SP**
	adaptation kit Kirk	**LV833772SP**

Door interlock / 1 part

DB424643.eps

Right and left-hand side of chassis (VPECD or VPECG)	**LV833172SP**

Racking interlock / 1 part

DB424644.eps

Racking interlock (VPOC)	**LV833788SP**

Breaker mismatch protection / 1 part

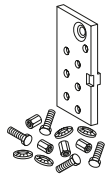
DB404329_1.eps

Breaker mismatch protection (VDC)	**LV833767SP**

Chassis accessories

Auxiliary terminal shield (CB) / 1 part

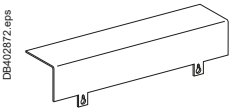
DB402872.eps

Terminal shield	3P	**LV833763SP**
	4P	**LV833764SP**

Safety shutters + locking / 1 part

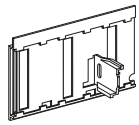
DB404403.eps

Safety shutters (VO)	3P	**LV833765SP**
	4P	**LV833766SP**

Note: the locking of safety shutters is integrated.

Masterpact MTZ1
Clusters - NT chassis retrofit to MTZ1

Clusters

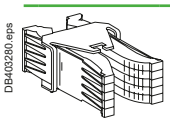

Kit of 6 disconnecting contact clusters for chassis (see table below)	**LV864906SP**

Table : number of clusters required for the different chassis models

Chassis rating (A)	Masterpact MTZ1 3P	4P
630	12	18
800	12	18
1000	12	18
1250	12	18
1600	18	24

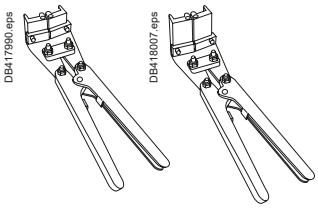

Set of 2 clusters fitters for 2 and 3 clusters	**47554**

Racking handle / 1 part

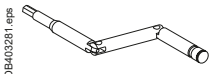

Racking handle	**LV847098SP**

NT chassis retrofit to MTZ1

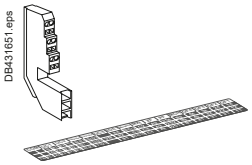

Kit for retrofitting an NT chassis for MTZ1 moving part	**LV850066SP**

For more information: retrofit kit instruction sheet (**QGH31933**)

Masterpact MTZ1
Circuit breaker locking and accessories

Circuit breaker locking

Pushbutton locking device / 1 part

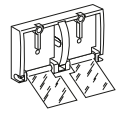
DB404337_1.eps

By padlocks	**LV833897SP**

OFF position locking / 1 part

DB424648.eps

By padlocks + BPFE support

	LV847514SP

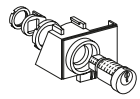
DB402892.eps

By Profalux keylocks + support

Profalux	1 lock with 1 key + adaptation kit	**LV864918SP**
	2 locks 1 key + adaptation kit	**LV864919SP**
1 keylock Profalux (without adaptation kit):	identical key not identified combination	**LV833173SP**
	identical key identified 215470 combination	**LV833174SP**
	identical key identified 215471 combination	**LV833175SP**

By Ronis keylocks + support

Ronis	1 lock with 1 key + adaptation kit	**LV864920SP**
	2 locks 1 key + adaptation kit	**LV864921SP**
1 keylock Ronis (without adaptation kit):	identical key not identified combination	**LV833189SP**
	identical key identified EL24135 combination	**LV833190SP**
	identical key identified EL24153 combination	**LV833191SP**
	identical key identified EL24315 combination	**LV833192SP**
Adaptation kit (without keylock):	adaptation kit Profalux / Ronis	**LV847515SP**
	adaptation kit Kirk	**LV847517SP**
	adaptation kit Castell	**LV847518SP**

Other circuit breaker accessories

Mechanical operation counter / 1 part

DB125617_1.eps

Operation counter CDM	**LV833895SP**

Escutcheon and accessories / 1 part

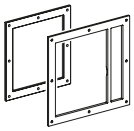
DB421420.eps

DB403098.eps

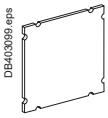
DB403099.eps

	Fixed	Drawout
Escutcheon	**LV833718SP**	**LV833857SP**
Transparent cover (IP54)		**LV833859SP**
Escutcheon blanking plate		**LV833858SP**

Escutcheon Cover Blanking plate

Front cover (3P) / 1 part

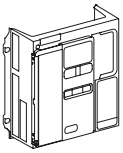
DB421431.eps

Front cover	**LV847094SP**

Spring charging handle / 1 part

DB424666.eps

Spring charging handle	**LV847092SP**

Arc chute for Masterpact MTZ1 / 1 part

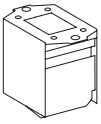
DB421432.eps

		3P		4P
Type H1/H2/HA	3 x	**LV846737SP**	4 x	**LV846737SP**
Type L1	3 x	**LV847095SP**	4 x	**LV847095SP**

Masterpact MTZ1
Mechanical interlocking for source changeover

Mechanical interlocking for source changeover

Interlocking using connecting rods

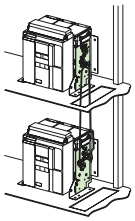
DB421418.eps

Choose 1 set of 2 adaptation fixtures + 1 set of rods

1 set of 2 adaptation fixtures for Masterpact MTZ1 devices	**LV833203SP**
1 set of 2 adaptation fixtures for Masterpact MTZ1 drawout devices	**LV833204SP**
1 set of 2 interlocking rods	**LV833210SP**

Note: the installation manual is enclosed.

Interlocking using cables [1]

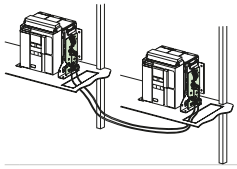
DB421419.eps

Choose 2 adaptation fixtures (1 for each device) + 1 set of cables

1 adaptation fixture for Masterpact MTZ1 fixed devices	**LV833200SP**
1 adaptation fixture for Masterpact MTZ1 drawout devices	**LV833201SP**
1 set of 2 cables	**LV833209SP**

[1] Can be used with any combination of MTZ1 or MTZ2/3, fixed or drawout devices.

Cable-type door interlock

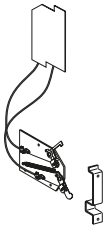
DB402867.eps

1 complete assembly for Masterpact MTZ1 fixed devices	**LV833920SP**
1 complete assembly for Masterpact MTZ1 drawout devices	**LV833921SP**

Note: the installation manual is enclosed.

Masterpact MTZ1
Indication contacts

Indication contacts

ON/OFF indication contacts (OF) / 1 part

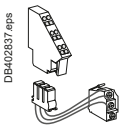
DB402837.eps

Changeover contacts (6 A - 240 V)		LV847076SP
1 low-level OF to replace 1 standard OF (4 max.)		LV847077SP
Wiring	For fixed circuit breaker	LV847074SP
	For drawout circuit breaker	LV833098SP

"Ready to close" contact (1 max.) / 1 part

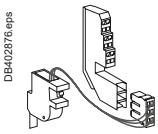
DB402876.eps

		PF
1 changeover contact (6 A - 240 V)		LV847080SP
1 low-level changeover contact		LV847081SP
Wiring	For fixed circuit breaker	LV847074SP
	For drawout circuit breaker	LV833098SP

Electrical closing pushbutton / 1 part

DB424640.eps

	BPFE
1 pushbutton	LV864917SP

Carriage switches (connected / disconnected / test position) / 1 part

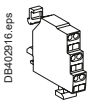
DB402916.eps

Changeover contacts (6 A - 240 V)	
1 connected position contact (3 max.)	LV833170SP
1 test position contact (1 max.)	LV833170SP
1 disconnected position contact (2 max.)	LV833170SP
And/or low-level changeover contacts	
1 connected position contact (3 max.)	LV833171SP
1 test position contact (1 max.)	LV833171SP
1 disconnected position contact (2 max.)	LV833171SP

Auxiliary terminals for chassis alone

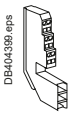
DB404398.eps

3 wire terminal (1 part), terminal block (1 part)	LV833098SP
6 wire terminal (1 part), terminal block (1 part)	LV833099SP
Jumpers (10 parts)	LV847900SP

Auxiliary terminals for fixed circuit breaker

DB423232.eps

3 wire terminal block (1 part)	LV847074SP
6 wire terminal block (1 part)	LV847075SP

Masterpact MTZ1
Communication, monitoring and control

Communication option

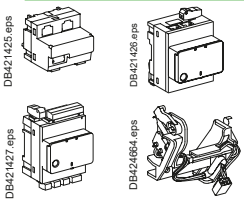

EIFE	Embedded Ethernet module full spare part kit for MTZ1-drawout	**LV851100SP**
	Embedded ethernet Spare Part module for MTZ1/2/3-drawout	**LV851001SP**
IFM	Modbus interface	**LV434000**
IFE	Ethernet interface LV breaker	**LV434001**
	Ethernet interface for LV breakers and gateway	**LV434002**
Microswitches for MTZ1		**LV847906SP**
I/O application module		**LV434063**
EIFE Acessories spare part kit for MTZ1-drawout		**LV851120SP**

ULP port modules

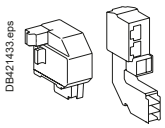

ULP port - for Masterpact MTZ1 - fixed	**LV850063SP**
ULP port - for Masterpact MTZ1 - drawout	**LV850064SP**

Accessories for Diagnostics & Communicating Releases

Isolation module - for MX1/XF communicating coils	**LV850056SP**

Monitoring and control

Ethernet display module

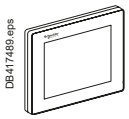

Switchboard front display module FDM128	**LV434128**

ULP wiring accessories [1]

Breaker ULP cord L = 0.35 m	**LV434195**
Breaker ULP cord L = 1.3 m	**LV434196**
Breaker ULP cord L = 3 m	**LV434197**

10 Modbus line terminators	**VW3A8306DRC** [2]

5 RJ45 connectors female/female	**TRV00870**

10 ULP line terminators	**TRV00880**

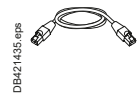

10 RJ45/RJ45 male cord L = 0.3 m	**TRV00803**
10 RJ45/RJ45 male cord L = 0.6 m	**TRV00806**
5 RJ45/RJ45 male cord L = 1 m	**TRV00810**
5 RJ45/RJ45 male cord L = 2 m	**TRV00820**
5 RJ45/RJ45 male cord L = 3 m	**TRV00830**
1 RJ45/RJ45 male cord L = 5 m	**TRV00850**

[1] For measurement display with Micrologic x.
[2] See Telemecanique catalogue.

Masterpact MTZ2/3
Connection

Connection			3P	4P
Fixed circuit breakers				
Front connection / Replacement kit (3 or 4 parts)				
 DB404373.eps	800-1600 A	Top	LV847990SP	LV847991SP
	2000/3200 A	Top	LV847992SP	LV847993SP
 DB404408.eps	800-1600 A	Bottom	LV847932SP	LV847933SP
	2000/3200 A	Bottom	LV847942SP	LV847943SP
Rear connection (vertical or horizontal mounting) / Replacement kit (3 or 4 parts)				
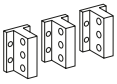 DB404366_1.eps	800-2000 A	Vertical	LV847964SP	LV847965SP
		Horizontal	LV847964SP	LV847965SP
	2500/3200 A	Vertical	LV847966SP	LV847967SP
		Horizontal	LV847966SP	LV847967SP
Vertical mounting	4000 A	Vertical	LV847968SP	LV847969SP
		Horizontal	LV847970SP	LV847971SP
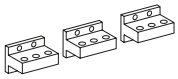 DB404367_1.eps	4000b/5000 A	Vertical 2x	LV847966SP 2x	LV847967SP
		Horizontal 2x	LV847966SP 2x	LV847967SP
	6300 A	Vertical 2x	LV847968SP 2x	LV847969SP
Horizontal mounting				
Drawout circuit breakers				
Front connection / Replacement kit (3 or 4 parts)				
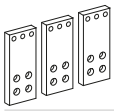 DB424427.ai	800-1600 A	Top or bottom	LV847960SP	LV847961SP
	2000/3200 A	Top or bottom	LV847962SP	LV847963SP
Rear connection (vertical or horizontal mounting) / Replacement kit (3 or 4 parts)				
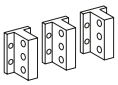 DB404366_1.eps	800-2000 A types N1/H1/H2	Vertical	LV847964SP	LV847965SP
	800-1600 A types H3/L1	Horizontal	LV847964SP	LV847965SP
	2500/3200 A types H1/H2	Vertical	LV847966SP	LV847967SP
	2000/3200 A types H3/L1	Horizontal	LV847966SP	LV847967SP
Vertical mounting	4000 A	Vertical	LV847968SP	LV847969SP
		Horizontal	LV847970SP	LV847971SP
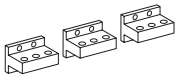 DB404367_1.eps	4000b/5000 A	Vertical 2x	LV847966SP 2x	LV847967SP
		Horizontal 2x	LV847966SP 2x	LV847967SP
	6300 A	Vertical 2x	LV847968SP 2x	LV847969SP
Horizontal mounting				

Connection accessories		3P	4P
Disconnectable front-connection adapter for fixed circuit breaker (3 or 4 parts)			
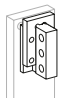 DB418156.eps	1600 A	LV848421SP	LV848424SP
	2000/3200 A	LV848422SP	LV848425SP
Interphase barriers / Replacement kit (3 parts)			
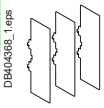 DB404368_1.eps	For fixed rear-connected circuit breaker	LV848599SP	LV848599SP
	For drawout rear-connected circuit breaker	LV848600SP	LV848600SP
Additional support brackets for mounting on a backplate			
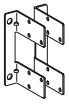 DB404369_1.eps	For fixed rear-connected circuit breaker (2 parts)		LV847829SP
Grounding kit KTM			
DB424667.eps	Grounding kit for Masterpact MTZ2/3 fixed		
	Side plate kit		LV848556SP
	Device earthing kit		LV848557SP
	Grounding kit for Masterpact MTZ2/3 drawout		LV848557SP

Masterpact MTZ2/3

Micrologic X control unit, communication option, accessories

Replacement parts for Micrologic X control units

Micrologic X embedded display (EHMI)

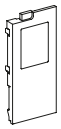
DB421423.eps

Micrologic X embedded display & wireless card	**LV850054SP**

Micrologic X Battery + Transparent cover

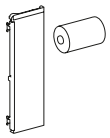
DB421424.eps

Battery (1 part)	**LV833593SP**
Transparent Cover (1 part) for Micrologic X	**LV850053SP**

Voltage power supply module (VPS) for Micrologic X

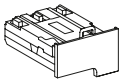
DB421408.eps

Voltage power supply module (VPS) for Micrologic X	**LV850060SP**

Communication option

DB421425.eps


DB421426.eps

DB421427.eps

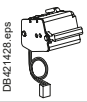
DB421428.eps

EIFE	Embedded Ethernet interface for LV breaker	**LV851200SP**
IFM	Modbus interface	**LV434000**
IFE	Ethernet interface LV breaker	**LV434001**
	Ethernet interface for LV breakers and gateway	**LV434002**
I/O application module		**LV434063**
Microswitches for MTZ2/3		**LV847905SP**

Accessories

External sensors

External sensor for earth-fault protection (TCE) / 1 part

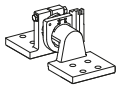
DB421349.ai

Sensor rating	400/2000 A	**LV834035SP**
	1000/4000 A	**LV834036SP**
	4000/6300 A (MTZ3)	**LV848182SP**
Single sensor kit	2000/6300 A	**LV848904SP**
3 layer bus	2000 A	**LV848905SP**

Source ground return (SGR) earth-fault protection / 1 part

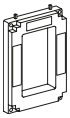
DB424661.eps

External sensor (SGR)	**LV833579SP**
MDGF summing module	**LV848891SP**

Rectangular sensor for earth-leakage protection + Vigi cable / 1 part (up to 3200 A)

DB424660.eps

280 mm x 115 mm	**LV833573SP**
470 mm x 160 mm	**LV833574SP**

External power supply module (AD) / 1 part

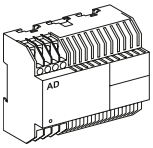

DB117082.eps

24-30 V DC	**54440**
48-60 V DC	**54441**
100-125 V DC	**54442**
110-130 V AC	**54443**
200-240 V AC	**54444**
380-415 V AC	**54445**

USB Cable (miniUSB/USB) for Micrologic X / 1 part

DB421409.eps

USB Cable (miniUSB/USB) for Micrologic X / 1 part	**LV850067SP**

Mobile Powerpack for Micrologic X (by APC) / 1 part

DB421410.eps

Mobile Powerpack for Micrologic X (by APC) / 1 part	**LV850055SP**

Masterpact MTZ2/3
Remote operation

Remote operation

Gear motor

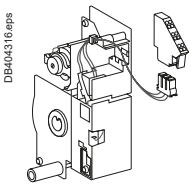

Fixed.

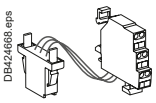

Drawout.

MCH (1 part)		
AC 50/60 Hz	48 V	**LV847889SP**
	100/130 V	**LV847893SP**
	200/240 V	**LV847894SP**
	277/415 V	**LV847895SP**
	440/480 V	**LV847896SP**
	+ resistor	**LV847897SP**
DC	24/30 V	**LV847888SP**
	48/60 V	**LV847889SP**
	100/125 V	**LV847890SP**
	200/250 V	**LV847891SP**
Terminal block (1 part)	For fixed circuit breaker	**LV847074SP**
	For drawout circuit breaker	**LV847849SP**

Closing and opening release (XF or MX)

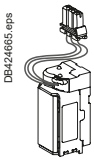

Standard coil (1 part)		
AC 50/60 Hz DC	24/30 V DC, 24 V AC	**LV833659SP**
	48/60 V DC, 48 V AC	**LV833660SP**
	100/130 V AC/DC	**LV833661SP**
	200/250 V AC/DC	**LV833662SP**
	277 V AC	**LV833663SP**
	380/480 V AC	**LV833664SP**

Diagnostics & Communicating coil (1 part) [1]		
AC 50/60 Hz DC	24/30 V DC, 24 V AC	**LV833033SP**
	48/60 V DC, 48 V AC	**LV833034SP**
	100/130 V AC/DC	**LV833035SP**
	200/250 V AC/DC	**LV833036SP**
	277 V AC	**LV833037SP**
	380/480 V AC	**LV833038SP**
	Wiring kit for diag & com coil	**LV847904SP**
Terminal block (1 part)	For fixed circuit breaker	**LV847074SP**
	For drawout circuit breaker	**LV847849SP**

Fixed.

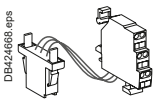

Drawout.

Undervoltage release MN

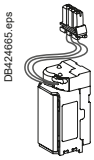

Undervoltage release (1 part)		
AC 50/60 Hz DC	24/30 V DC, 24 V AC	**LV833668SP**
	48/60 V DC, 48 V AC	**LV833669SP**
	100/130 V AC/DC	**LV833670SP**
	200/250 V AC/DC	**LV833671SP**
	380/480 V AC	**LV833673SP**

Diagnostics coil (1 part) [1]		
AC 50/60 Hz DC	24/30 V DC, 24 V AC	**LV836668SP**
	48/60 V DC, 48 V AC	**LV836669SP**
	100/130 V AC/DC	**LV836670SP**
	200/250 V AC/DC	**LV836671SP**
	380/480 V AC	**LV836673SP**
	Wiring kit for diag & com coil	**LV847904SP**
Terminal block (1 part)	For fixed circuit breaker	**LV847074SP**
	For drawout circuit breaker	**LV847849SP**

Fixed.

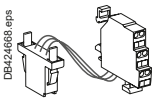

Drawout.

Voltage releases securing fixture

Voltage releases securing fixture for MX/XF/MN	**LV847093SP**

MN delay unit

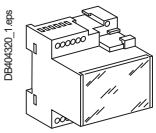

MN delay unit (1 part)		R (non-adjustable)	Rr (adjustable)
AC 50/60 Hz	48/60 V AC/DC		**LV833680SP**
DC	100/130 V AC/DC	**LV833684SP**	**LV833681SP**
	200/250 V AC/DC	**LV833685SP**	**LV833682SP**
	380/480 V AC/DC		**LV833683SP**

[1] Diagnostics & Communicating coils (MX/XF/MN) requires additionally the isolation module if isnt installed in breaker -1 module by breaker.

Masterpact MTZ2/3
Chassis locking and accessories

Chassis locking

"Disconnected" position locking / 1 part

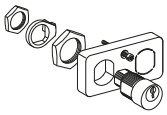
DB431801.ai

By padlocks

	VCPO	Standard

By Profalux keylocks

Profalux	1 lock with 1 key + adaptation kit	**LV864934SP**
	2 locks 1 key + adaptation kit	**LV864935SP**
	2 locks 2 different keys + adaptation kit	**LV864936SP**
1 keylock Profalux (without adaptation kit):	identical key not identified combination	**LV833173SP**
	identical key identified 215470 combination	**LV833174SP**
	identical key identified 215471 combination	**LV833175SP**

By Ronis keylocks

Ronis	1 lock with 1 key + adaptation kit	**LV864937SP**
	2 locks 1 key + adaptation kit	**LV864938SP**
	2 locks 2 different keys + adaptation kit	**LV864939SP**
1 keylock Ronis (without adaptation kit):	identical key not identified combination	**LV833189SP**
	identical key identified EL24135 combination	**LV833190SP**
	identical key identified EL24153 combination	**LV833191SP**
	identical key identified EL24315 combination	**LV833192SP**
Adaptation kit (without keylock):	adaptation kit Profalux / Ronis	**LV848564SP**
	adaptation kit Kirk	**LV848565SP**
	adaptation kit Castell	**LV848566SP**

Door interlock / 1 part

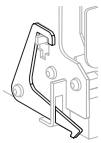
DB424654.eps

Right and left-hand side of chassis (VPECD or VPECG)	**LV847914SP**

Racking interlock

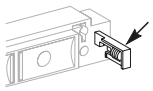
DB424655.eps

5 parts	**LV864940SP**

Breaker mismatch protection / 1 part

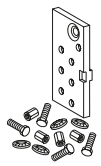
DB404329_2.eps

Breaker mismatch protection (VDC)	**LV833767SP**

Chassis accessories

Auxiliary terminal shield (CB) / 1 part

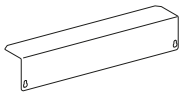
DB404331_1.eps

MTZ2 800/4000 A	3P	**LV864942SP**
	4P	**LV848596SP**
MTZ3 4000/6300 A	3P	**LV848597SP**
	4P	**LV848598SP**

Safety shutters + locking block / 1 part

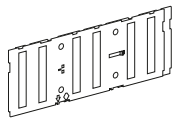
DB404332_1.eps

MTZ2 800/4000 A	3P	**LV848721SP**
	4P	**LV848723SP**
MTZ3 4000/6300 A	3P	**LV848722SP**
	4P	**LV848724SP**

Shutter locking block (for replacement) / 1 part

DB404333_1.eps

2 parts for 800/4000 A	**LV848591SP**

Front face shutter position indication and locking

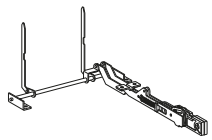
DB425708.ai

MTZ2 800/4000 A	3P	**LV848592SP**
MTZ3 4000/6300 A	3P	**LV848593SP**
	4P	**LV848594SP**

Masterpact MTZ2/3

Clusters - NW chassis retrofit to MTZ2/MTZ3

Clusters

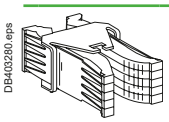

x 6

Kit of 6 disconnecting contact clusters for chassis (see table below)	**LV864906SP**

Table : number of clusters required for the different chassis models

	Masterpact MTZ2-3 3P						Masterpact MTZ2-3 4P					
	N1, NA	H1, HA	H10, HA10	H2, HF	H3	L1	N1, NA	H1, HA	H10, HA10	H2, HF	H3	L1
MTZ2 08 to 16	12	12	12	24		24	16	16	16	32		32
MTZ2 20	24	24	24	24	24	42	32	32	32	32	32	56
MTZ2 25		24	24	24	24			32	32	32	32	
MTZ2 32		36	36	36	36			48	48	48	48	
MTZ2 40		42	42	42	42			56	56	56	56	
MTZ3 40 to 50		72		72				96		96		
MTZ3 63		72		72				96		96		

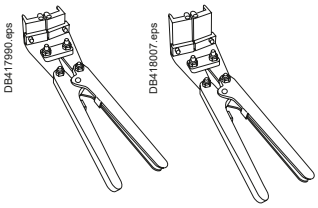

Set of 2 clusters fitters for 2 and 3 clusters	**47554**

Racking handle

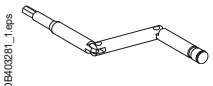

Racking handle	**LV847944SP**

Raking terminals for converting a fixed into a drawout circuit breaker (for 1 pole = top + bottom)

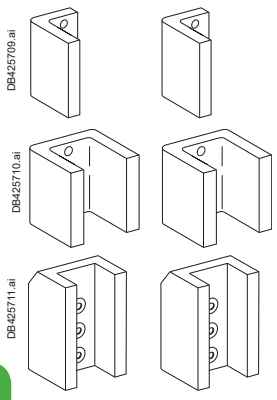

Device type	Quantity to be ordered 3P	Quantity to be ordered 4P	Part number
MTZ2 08-16 N1/NA/H1/HA	3	4	**LV847908SP**
MTZ2 20 N1 - MTZ2 20-25 H1/H2/HA	3	4	**LV847909SP**
MTZ2 32-40 H1/H2/HA	3	4	**LV847912SP**

NW chassis retrofit to MTZ2/MTZ3

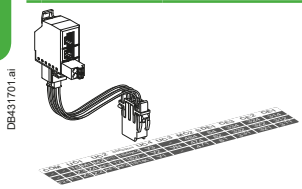

Kit for retrofitting an NW chassis for MTZ2/3 moving part	**LV850065SP**

For more information: retrofit kit instruction sheet (QGH31931)

Masterpact MTZ2/3
Circuit breaker locking and accessories

Circuit breaker locking

Pushbutton locking device / 1 part

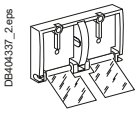
DB404337_2.eps

By padlocks	**LV848536SP**

OFF position locking / 1 part

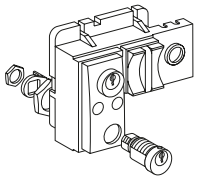
DB404411.eps

By padlocks

	LV848539SP

By Profalux keylocks

Profalux	1 lock with 1 key + adaptation kit	**LV864928SP**
	2 locks 1 key + adaptation kit	**LV864929SP**
	2 locks 2 different keys + adaptation kit	**LV864930SP**
1 keylock Profalux (without adaptation kit):	identical key not identified combination	**LV833173SP**
	identical key identified 215470 combination	**LV833174SP**
	identical key identified 215471 combination	**LV833175SP**

By Ronis keylocks

Ronis	1 lock with 1 key + adaptation kit	**LV864931SP**
	2 locks 1 key + adaptation kit	**LV864932SP**
	2 locks 2 different keys + adaptation kit	**LV864933SP**
1 keylock Ronis (without adaptation kit):	identical key not identified combination	**LV833189SP**
	identical key identified EL24135 combination	**LV833190SP**
	identical key identified EL24153 combination	**LV833191SP**
	identical key identified EL24315 combination	**LV833192SP**
Adaptation kit (without keylock):	adaptation kit Profalux / Ronis	**LV848541SP**
	adaptation kit Kirk	**LV848542SP**
	adaptation kit Castell	**LV848543SP**

Other circuit breaker accessories

Mechanical operation counter / 1 part

DB123617_2.eps

Operation counter CDM	**LV848535SP**

Escutcheon and accessories / 1 part

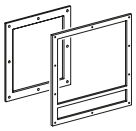
DB421415.eps

Escutcheon

DB403098_1.eps

Cover

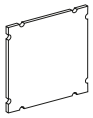
DB403099_1.eps

Blanking plate

	Fixed	Drawout
Escutcheon	**LV848601SP**	**LV848603SP**
Transparent cover (IP 54)		**LV848604SP**
Escutcheon blanking plate	**LV848605SP**	**LV848605SP**

Front cover (3P / 4P) / 1 part

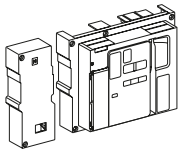
DB424669.eps

Front cover	**LV847939SP**

Spring charging handle / 1 part

DB424670.eps

Spring charging handle	**LV847940SP**

Arc chute for Masterpact MTZ2/3 / 1 part

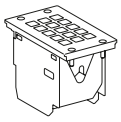
DB421438.eps

		3P		4P
Type N1/NA/HF	3 x	**LV847935SP**	4 x	**LV847935SP**
Type H1/H2/HA (MTZ2 08 to MTZ2 40)	3 x	**LV847935SP**	4 x	**LV847935SP**
Type H1/H2/HA (MTZ3 40 to MTZ3 63)	6 x	**LV847936SP**	8 x	**LV847936SP**
Type H3	3 x	**LV847936SP**	4 x	**LV847936SP**
Type H10/HA10	3 x	**LV847869SP**	4 x	**LV847869SP**
Type L1	3 x	**LV847937SP**	4 x	**LV847937SP**

Masterpact MTZ2/3

Mechanical interlocking for source changeover

Mechanical interlocking for source changeover

Interlocking of 2 devices using connecting rods

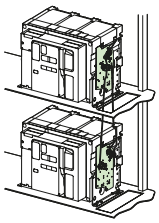
DB421405.eps

Choose 1 set of 2 adaptation fixtures (1 for each device) + 1 set of rods	
1 set of 2 adaptation fixtures for Masterpact MTZ2 or MTZ3 fixed or drawout device	**LV847930SP**
1 set of 2 interlocking rods	**LV833210SP**

Can be used with 1 MTZ2/3 fixed + 1 MTZ2/3 drawout.

Note: the installation manual is enclosed.

Interlocking of 2 devices using cables [1]

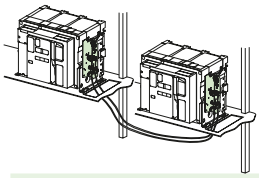
DB421406.eps

Choose 2 adaptation fixtures (1 for each device) + 1 set of cables	
1 adaptation fixture for Masterpact MTZ2/3 fixed devices	**LV847926SP**
1 adaptation fixture for Masterpact MTZ2/3 drawout devices	**LV847926SP**
1 set of 2 cables	**LV833209SP**

[1] Can be used with any combination of MTZ1 or MTZ2/3, fixed or drawout devices.

Interlocking of 3 devices using cables

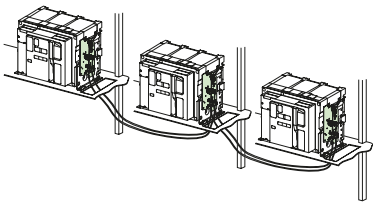
DB421407.eps

Choose 3 adaptation (inclusing 3 adaptation fixtures + cables)	
3 sources, only 1 device closed, fixed or drawout devices	**LV848610SP**
2 sources + 1 coupling, fixed or drawout devices	**LV848609SP**
2 normal + 1 replacement source, fixed or drawout devices	**LV848608SP**

Cable-type door interlock

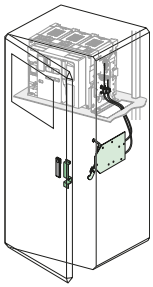
DB431802.ai

1 complete assembly for Masterpact MTZ2/3 fixed or drawout device	**LV848614SP**

Note: the installation manual is enclosed.

Indication contacts

ON/OFF indication contacts (OF) / 12 parts

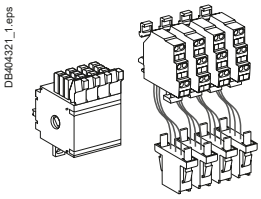
DB404321_1.eps

1 additional block of 4 contacts		LV864922SP
Wiring	For fixed circuit breaker	LV847074SP x 4
	For drawout circuit breaker	LV847849SP x4

"Fault trip" indication contacts (SDE) / 1 part

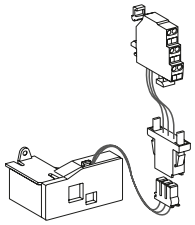
DB404323_1.eps

Changeover contact (SDE)	6 A - 240 V	LV847915SP
	Low-level	LV847916SP
Wiring	For fixed circuit breaker	LV847074SP
	For drawout circuit breaker	LV847849SP

Remote reset after fault trip

Electrical reset RES	110/130 V AC	LV848202SP
	220/240 V AC	LV848203SP
Wiring	For fixed circuit breaker	LV847074SP
	For drawout circuit breaker	LV847849SP

"Ready to close" contact (1 max.) / 1 part

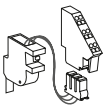
DB404415.eps

		PF
1 changeover contact (5 A - 240 V)		LV847080SP
1 low-level changeover contact		LV847081SP
Wiring	For fixed circuit breaker	LV847074SP
	For drawout circuit breaker	LV847849SP

"Connected, disconnected, test position" indication contact (carriage switches) / 1 part

DB404324_1.eps

Changeover contacts	6 A - 240 V	LV833170SP
CE, CD, CT	Low-level	LV833171SP

Set of additional actuators for carriage switches / 1 set

1 set	LV848560SP

Note: The Masterpact MTZ2 and MTZ3 chassis is equipped in standard for receiving the following carriage switches combinations:
- chassis without EIFE: up to 3 CD + up to 3 CE + up to 3 CT
- chassis with EIFE: up to 3 CD + up to 3 CE.

Any other carriage switches possible combination different than the standard ones requires 1 set of additional actuators.

Combined closed / connected contacts for use with 1 auxiliary contact / 1 part

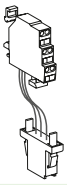
DB404322_1.eps

1 contact (5 A - 240 V)	LV848477SP
or 1 low-level contact	LV848478SP

Electrical closing pushbutton / 1 part

DB424640.eps

	BPFE
1 pushbutton	LV848534SP

Auxiliary terminals for chassis alone

DB404399.eps

3 wire terminal (1 part)	LV847849SP
6 wire terminal (1 part)	LV847850SP
Jumpers (10 parts)	LV847900SP

Auxiliary terminals for fixed circuit breaker

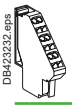
DB423232.eps

3 wire terminal block (1 part)	LV847074SP
6 wire terminal block (1 part)	LV847075SP

Masterpact MTZ2/3
Communication, monitoring and control

Communication option

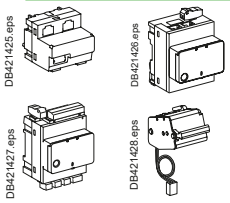

EIFE	Embedded Ethernet module full spare part kit for MTZ2/3-drawout	**LV851200SP**
	Embedded Ethernet spare part module MTZ1/2/3-drawout	**LV851001SP**
IFM	Modbus interface	**LV434000**
IFE	Ethernet interface LV breaker	**LV434001**
	Ethernet interface for LV breakers and gateway	**LV434002**
Microswitches for MTZ2/3		**LV847905SP**
EIFE Acessories spare part kit for MTZ2/3		**LV851220SP**
I/O application module		**LV434063**

ULP port modules

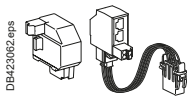

ULP port - for Masterpact MTZ2/3 - fixed	**LV850061SP**
ULP port - for Masterpact MTZ2/3 - drawout	**LV850062SP**

Accessories for Diagnostics & Communicating Releases

Isolation module - for MX1/XF communicating coils	**LV850056SP**

Monitoring and control

Ethernet display module

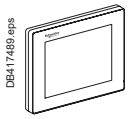

Switchboard front display module FDM128	**LV434128**

ULP wiring accessories [1]

Breaker ULP cord L = 0.35 m	**LV434195**
Breaker ULP cord L = 1.3 m	**LV434196**
Breaker ULP cord L = 3 m	**LV434197**

10 Modbus line terminators	**VW3A8306DRC** [2]

5 RJ45 connectors female/female	**TRV00870**

10 ULP line terminators	**TRV00880**

10 RJ45/RJ45 male cord L = 0.3 m	**TRV00803**
10 RJ45/RJ45 male cord L = 0.6 m	**TRV00806**
5 RJ45/RJ45 male cord L = 1 m	**TRV00810**
5 RJ45/RJ45 male cord L = 2 m	**TRV00820**
5 RJ45/RJ45 male cord L = 3 m	**TRV00830**
1 RJ45/RJ45 male cord L = 5 m	**TRV00850**

[1] For measurement display with Micrologic X.
[2] See TeSys catalogue.

Life Is On | Schneider Electric

Schneider Electric Industries SAS

35, rue Joseph Monier
CS 30323
92506 Rueil Malmaison Cedex
France

RCS Nanterre 954 503 439
Capital social 896 313 776 €
www.schneider-electric.com

02-2018

© 2018 - Schneider Electric. All Rights Reserved.
All trademarks are owned by Schneider Electric Industries SAS or its affiliated companies.
Document reference: COM-POWER-LVMKT215EN

This document has been printed on recycled paper